

LEA Name : Berwick Area SD  
Address : 500 Line St  
Berwick , PA 18603

County : Columbia  
AUN Number : 116191103  
LEA Type : SD

## Annual Financial Report Accuracy Certification Statement

For Fiscal Year Ending

**6/30/2018**

Pennsylvania Department of Education

&

Office of Comptroller Operations

PDE-2056: Intermediate Unit

PDE-2057: School District, AVTS/CTC, Charter School,  
and Special Program Jointure

**CERTIFICATION: By signing this page I agree that the electronic data submitted is a complete and accurate statement of the financial operations and status of the local education agency for the fiscal year. It has been prepared in accordance with generally accepted accounting principles and established Commonwealth of PA reporting guidelines.**

\_\_\_\_\_  
Chief School Administrator Signature

\_\_\_\_\_  
Board Secretary Signature

\_\_\_\_\_  
Date

\_\_\_\_\_  
Date

\_\_\_\_\_  
Renee M Gomez

\_\_\_\_\_  
Contact Person

\_\_\_\_\_  
rgomez@berwicksd.org

\_\_\_\_\_  
Contact Person E-mail Address

\_\_\_\_\_  
(570)759-6400

\_\_\_\_\_  
Ext :

\_\_\_\_\_  
Contact Person Telephone Number

\_\_\_\_\_  
(570)759-6439

\_\_\_\_\_  
Contact Person Fax Number

**Audit Certification**  
**Annual Financial Report:**  
For Fiscal Year Ending **6/30/2018**  
**(Pursuant to PA School Code Section 218(b))**

LEA Name : Berwick Area SD  
AUN Number : 116191103  
County : Columbia

<b>Audit Certification Due:</b> 12/31/2018
---

This certification is applicable to the Annual Financial Report data submitted through the Consolidated Financial Reporting System on: 10/31/2018

Date

**Auditing Firm:**

Klacik & Associates, P.C.  
101 West Independence Street  
  
Shamokin, PA, 17872-


**Auditor Contact Name:** Caitlin Holleran Pita

**Auditor Phone:** (570)648-6386

**Auditor E-mail:** cholleran@klacikpc.com

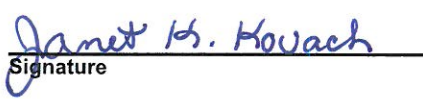
**CERTIFICATION:** By signing this page I agree that the financial statements of the school have been properly audited as noted above pursuant to Article XXIV, and in the auditor's professional opinion, the Annual Financial Report (PDE-2057) submitted on the date referenced is materially consistent with the audited financial statements.

Chief School Administrator

  
\_\_\_\_\_  
Signature

10-31-2018  
\_\_\_\_\_  
Date

Board Secretary

  
\_\_\_\_\_  
Signature

10-31-2018  
\_\_\_\_\_  
Date

Renee M Gomez

\_\_\_\_\_  
Contact Person

rgomez@berwicksd.org

\_\_\_\_\_  
Contact Person E-mail Address

(570)759-6400

Ext : 3519

\_\_\_\_\_  
Contact Person Telephone Number

(570)759-6439

\_\_\_\_\_  
Contact Person Fax Number

**Audit Certification**  
**Annual Financial Report:**  
For Fiscal Year Ending **6/30/2018**  
**(Pursuant to PA School Code Section 218(b))**

LEA Name : Berwick Area SD  
AUN Number : 116191103  
County : Columbia

<b>Audit Certification Due:</b> 12/31/2018
---

This certification is applicable to the Annual Financial Report data submitted through the Consolidated Financial Reporting System on: 10/31/2018

Date

**Auditing Firm:**

Klacik & Associates, P.C.  
101 West Independence Street  
  
Shamokin, PA, 17872-


**Auditor Contact Name:** Caitlin Holleran Pita

**Auditor Phone:** (570)648-6386

**Auditor E-mail:** cholleran@klacikpc.com

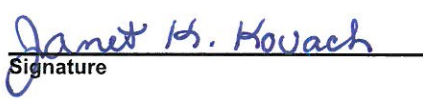
**CERTIFICATION:** By signing this page I agree that the financial statements of the school have been properly audited as noted above pursuant to Article XXIV, and in the auditor's professional opinion, the Annual Financial Report (PDE-2057) submitted on the date referenced is materially consistent with the audited financial statements.

Chief School Administrator

  
\_\_\_\_\_  
Signature

10-31-2018  
\_\_\_\_\_  
Date

Board Secretary

  
\_\_\_\_\_  
Signature

10-31-2018  
\_\_\_\_\_  
Date

Renee M Gomez

\_\_\_\_\_  
Contact Person

rgomez@berwicksd.org

\_\_\_\_\_  
Contact Person E-mail Address

(570)759-6400

Ext : 3519

\_\_\_\_\_  
Contact Person Telephone Number

(570)759-6439

\_\_\_\_\_  
Contact Person Fax Number

<u>Val Number</u>	<u>Description</u>	<u>Justification</u>
16230	<p>REP Fund 51 – Net Position - Beginning of Fiscal Year must equal Prior Year AFR, Net Position - End of Year. Justifications to this error must fully explain the situation that prompted a fund balance restatement. "Auditor Adjustment" is not a sufficient justification.</p> <p>REP Fund 51 – Net Position - Beginning of Fiscal Year: \$379,918.00            REP Fund 51, Prior Year AFR, Net Position - End of Year: \$184,623.00</p>	<p>District performed a comprehensive capital asset inventory using a third party provider as of June 30, 2018. the beginning balance of capital assets costs and accumulated depreciation have been accounted for in the restated beginning net position.</p>
30501	<p>Revenue Detail: AFR amount must equal or exceed PDE FAI System amount.</p> <p>7311, AFR Rev Detail: \$580,782.90            7311, PDE FAI System: \$726,352.04</p>	<p>District recognized subsidy receivable of \$125,121.95 as of 06/30/17 that was receipted in FY18. Future subsidy payments will be recognized in the fiscal year in which they are received.</p>
41005	<p>Expenditures have been reported in Function 1700 – Higher Education Programs for Secondary Students. Please confirm that these costs were for services provided to your school's secondary students. NOTE: Adult education programs and Community College sponsorship should be coded to Function 1600.</p> <p>Exp detail, Fund 10, Function 1700 total \$51,973.29</p>	<p>Expenditures were for secondary students enrolled in dual enrollment programs at Bloomsburg University and LCCC. Expenditures were STEM Tuition costs, STEM Transportation &amp; STEM Books.</p>
41162	<p>Expenditure Detail, Salaries (Object 100) and Benefits (Object 200 series): Amounts must be entered for both Salaries and Benefits.</p> <p>Please verify following fund and function codes:            Fund 10 Function 2711;</p>	<p>Expenditures were relating to 403b/457 contributions for Transportation Supervisor retiree as part of the Act 93 agreement.</p>
50440	<p>SESS - 2260 Instruction and Curriculum Development Services: SESS Schedule amounts for Special Education vary from prior year by 40% or more. Correct the data or enter a justification.</p> <p>SESS Schedule 2260: \$104,886.25            Prior Year SESS Schedule 2260: \$10,280.69</p>	<p>District inaccurately pulled expenditure data in FY17 for function 2260, resulting in lower expenditures reported in SESS special schedule for regular &amp; special education. Present year and prior years with the exception of FY17 are similarly aligned.</p>

Amounts Expressed in Whole Dollars

	<u>General Fund</u> <u>(10)</u>	<u>Public Purpose Trust</u> <u>(27)</u>	<u>Other Compt Approved</u> <u>(28)</u>	<u>Athletic / Activity</u> <u>(29)</u>	<u>Capital Reserve (690.</u> <u>1850)</u> <u>(31)</u>
<b>Assets And Deferred Outflows Of Resources</b>					
<b>Assets</b>					
0100 Cash and Cash Equivalents	15,073,717				
0110 Investments	11,975				
0120 Taxes Receivable	1,314,624				
0130 Due From Other Funds					
0141 Due From Other Governments	514,406				
0142 State Revenue Receivable	1,731,365				
0143 Federal Revenue Receivable	18,538				
0145 Other Intergovernmental Revenue Receivable					
0146 Due from Primary Government					
0147 Due from Component Unit					
0150 Other Receivables	396,703				
0170 Inventories	39,136				
0180 Prepaid Expenses (Expenditures)					
0190 Other Current Assets					
<b>Total Assets</b>	<b>\$19,100,464</b>				
0910 Deferred Outflows of Resources					
<b>Total Assets And Deferred Outflows Of Resources</b>	<b>\$19,100,464</b>				

Amounts Expressed in Whole Dollars

	<u>Capital Reserve (1431)</u> <u>(32)</u>	<u>Other Capital Projects</u> <u>Fund</u> <u>(39)</u>	<u>Debt Service</u> <u>(40)</u>	<u>Permanent</u> <u>(90)</u>	<u>Total Governmental</u> <u>Funds</u>
<b>Assets And Deferred Outflows Of Resources</b>					
<b>Assets</b>					
0100 Cash and Cash Equivalents		523,206			15,596,923
0110 Investments					11,975
0120 Taxes Receivable					1,314,624
0130 Due From Other Funds					
0141 Due From Other Governments					514,406
0142 State Revenue Receivable					1,731,365
0143 Federal Revenue Receivable					18,538
0145 Other Intergovernmental Revenue Receivable					
0146 Due from Primary Government					
0147 Due from Component Unit					
0150 Other Receivables					396,703
0170 Inventories					39,136
0180 Prepaid Expenses (Expenditures)					
0190 Other Current Assets					
<b>Total Assets</b>		<b>\$523,206</b>			<b>\$19,623,670</b>
0910 Deferred Outflows of Resources					
<b>Total Assets And Deferred Outflows Of Resources</b>		<b>\$523,206</b>			<b>\$19,623,670</b>

Amounts Expressed in Whole Dollars	<u>General Fund</u> <u>(10)</u>	<u>Public Purpose Trust</u> <u>(27)</u>	<u>Other Compt Approved</u> <u>(28)</u>	<u>Athletic / Activity</u> <u>(29)</u>	<u>Capital Reserve (690.</u> <u>1850)</u> <u>(31)</u>
<b>Liabilities And Deferred Inflows Of Resources And Fund Balances</b>					
<b>Liabilities</b>					
0400 Due to Other Funds					
0411 Due to Other Governments	241				
0412 Due to Primary Government					
0413 Due to Component Unit					
0420 Accounts Payable	3,297,463				
0430 Contracts Payable					
0440 Current Portion of Long-Term Debt					
0450 Short-Term Payables					
0461 Accrued Salaries and Benefits	1,243,954				
0462 Payroll Deductions and Withholding	183,787				
0480 Unearned Revenues	1,031,431				
0490 Other Current Liabilities					
<b>Total Liabilities</b>	<b>\$5,756,876</b>				
0950 Deferred Inflows of Resources	38,415				
<b>Fund Balances</b>					
0810 Nonspendable Fund Balance	39,136				
0820 Restricted Fund Balance					
0830 Committed Fund Balance	10,500,000				
0840 Assigned Fund Balance					
0850 Unassigned Fund Balance	2,766,037				
<b>Total Fund Balances</b>	<b>\$13,305,173</b>				
<b>Total Liabilities, Deferred Inflows Of Resources And Fund Balances</b>	<b>\$19,100,464</b>				

Amounts Expressed in Whole Dollars

	<u>Capital Reserve (1431)</u> <u>(32)</u>	<u>Other Capital Projects</u> <u>Fund</u> <u>(39)</u>	<u>Debt Service</u> <u>(40)</u>	<u>Permanent</u> <u>(90)</u>	<u>Total Governmental</u> <u>Funds</u>
<b>Liabilities And Deferred Inflows Of Resources And Fund Balances</b>					
<b>Liabilities</b>					
0400 Due to Other Funds					
0411 Due to Other Governments					241
0412 Due to Primary Government					
0413 Due to Component Unit					
0420 Accounts Payable					3,297,463
0430 Contracts Payable					
0440 Current Portion of Long-Term Debt					
0450 Short-Term Payables					
0461 Accrued Salaries and Benefits					1,243,954
0462 Payroll Deductions and Withholding					183,787
0480 Unearned Revenues					1,031,431
0490 Other Current Liabilities					
<b>Total Liabilities</b>					<b>\$5,756,876</b>
0950 Deferred Inflows of Resources					38,415
<b>Fund Balances</b>					
0810 Nonspendable Fund Balance					39,136
0820 Restricted Fund Balance					
0830 Committed Fund Balance					10,500,000
0840 Assigned Fund Balance		523,206			523,206
0850 Unassigned Fund Balance					2,766,037
<b>Total Fund Balances</b>		<b>\$523,206</b>			<b>\$13,828,379</b>
<b>Total Liabilities, Deferred Inflows Of Resources And Fund Balances</b>		<b>\$523,206</b>			<b>\$19,623,670</b>



Amounts Expressed in Whole Dollars	<u>General Fund</u> <u>(10)</u>	<u>Public Purpose Trust</u> <u>(27)</u>	<u>Other Compt Approved</u> <u>(28)</u>	<u>Athletic / Activity</u> <u>(29)</u>	<u>Capital Reserve (690.</u> <u>1850)</u> <u>(31)</u>
<b>Revenues</b>					
6000 Revenue from Local Sources	19,109,118				
7000 Revenue from State Sources	24,472,919				
8000 Revenue from Federal Sources	1,278,570				
<b>Total Revenues</b>	<b>\$44,860,607</b>				
<b>Expenditures</b>					
1000 Instruction	29,475,859				
2000 Support Services	13,139,445				
3000 Operation of Non-Instructional Services	933,869				
4000 Facilities Acquisition, Construction and Improvement Services	1,510,481				
5110 Debt Service	964,255				
5130 Refund of Prior Year Revenues / Receipts	12				
<b>Total Expenditures</b>	<b>\$46,023,921</b>				
<b>Excess (Deficiency) Of Revenues Over Expenditures</b>	<b>(\$1,163,314)</b>				
<b>Other Financing Sources (Uses)</b>					
9110 Face Value of Bonds Issued					
9120 Proceeds from Refunding of Bonds					
9130 Bond Premiums					
9200 Proceeds from Extended-Term Financing					
9300 Interfund Transfers - IN	187,685				
9400 Sale of or Compensation for Loss of Fixed Assets	149,014				
9710 Transfers from Component Units					
9720 Transfers from Primary Governments					
9910 Other Financing Sources Not Listed in the 9000 Series					
9990 Insurance Recoveries					
5120 Debt Service – Refunded Bonds					
5150 Bond Discounts					
5200 Interfund Transfers – Out					
5300 Transfers Out to Component Units/Primary Governments					
<b>Total Other Financing Sources (Uses)</b>	<b>\$336,699</b>				

Amounts Expressed in Whole Dollars	<u>Capital Reserve (1431)</u> <u>(32)</u>	<u>Other Capital Projects</u> <u>Fund</u> <u>(39)</u>	<u>Debt Service</u> <u>(40)</u>	<u>Permanent</u> <u>(90)</u>	<u>Total Governmental</u> <u>Funds</u>
<b>Revenues</b>					
6000 Revenue from Local Sources		13,736			19,122,854
7000 Revenue from State Sources					24,472,919
8000 Revenue from Federal Sources					1,278,570
<b>Total Revenues</b>		<b>\$13,736</b>			<b>\$44,874,343</b>
<b>Expenditures</b>					
1000 Instruction					29,475,859
2000 Support Services					13,139,445
3000 Operation of Non-Instructional Services					933,869
4000 Facilities Acquisition, Construction and Improvement Services					1,510,481
5110 Debt Service					964,255
5130 Refund of Prior Year Revenues / Receipts					12
<b>Total Expenditures</b>					<b>\$46,023,921</b>
<b>Excess (Deficiency) Of Revenues Over Expenditures</b>		<b>\$13,736</b>			<b>(\$1,149,578)</b>
<b>Other Financing Sources (Uses)</b>					
9110 Face Value of Bonds Issued					
9120 Proceeds from Refunding of Bonds					
9130 Bond Premiums					
9200 Proceeds from Extended-Term Financing					
9300 Interfund Transfers - IN					187,685
9400 Sale of or Compensation for Loss of Fixed Assets					149,014
9710 Transfers from Component Units					
9720 Transfers from Primary Governments					
9910 Other Financing Sources Not Listed in the 9000 Series					
9990 Insurance Recoveries					
5120 Debt Service – Refunded Bonds					
5150 Bond Discounts					
5200 Interfund Transfers – Out			187,685		187,685
5300 Transfers Out to Component Units/Primary Governments					
<b>Total Other Financing Sources (Uses)</b>			<b>(\$187,685)</b>		<b>\$149,014</b>

Amounts Expressed in Whole Dollars	<u>General Fund</u> <u>(10)</u>	<u>Public Purpose Trust</u> <u>(27)</u>	<u>Other Compt Approved</u> <u>(28)</u>	<u>Athletic / Activity</u> <u>(29)</u>	<u>Capital Reserve</u> <u>(690.</u> <u>1850)</u> <u>(31)</u>
<b>Special And Extraordinary Items</b>					
9920 Special Items – Gains					
9930 Extraordinary Items – Gains					
5520 Special Items – Losses					
5530 Extraordinary Items – Losses					
<b>Net Change In Fund Balances</b>	<b>(\$826,615)</b>				
<b>Fund Balance</b>					
0001 Fund Balance - Beginning of Fiscal Year	14,131,788				
<b>Fund Balance - End Of Year</b>	<b>\$13,305,173</b>				

Amounts Expressed in Whole Dollars	<u>Capital Reserve (1431)</u> <u>(32)</u>	<u>Other Capital Projects</u> <u>Fund</u> <u>(39)</u>	<u>Debt Service</u> <u>(40)</u>	<u>Permanent</u> <u>(90)</u>	<u>Total Governmental</u> <u>Funds</u>
<b>Special And Extraordinary Items</b>					
9920 Special Items – Gains					
9930 Extraordinary Items – Gains					
5520 Special Items – Losses					
5530 Extraordinary Items – Losses					
<b>Net Change In Fund Balances</b>		<b>(\$173,949)</b>			<b>(\$1,000,564)</b>
<b>Fund Balance</b>					
0001 Fund Balance - Beginning of Fiscal Year		697,155			14,828,943
<b>Fund Balance - End Of Year</b>		<b>\$523,206</b>			<b>\$13,828,379</b>

Amounts Expressed in Whole Dollars	<u>Food Service</u> <u>(51)</u>	<u>Child Care</u> <u>Operations</u> <u>(52)</u>	<u>Other Enterprise</u> <u>(58)</u>	<u>TOTAL</u>	<u>Internal Service</u> <u>(60)</u>
<b>Assets And Deferred Outflows Of Resources</b>					
<b>Current Assets</b>					
0100 Cash and Cash Equivalents	164,387		5,109	169,496	
0110 Investments					
0130 Due From Other Funds					
0141 Due From Other Governments					
0142 State Revenue Receivable	6,739			6,739	
0143 Federal Revenue Receivable	131,395			131,395	
0146 Due from Primary Government					
0147 Due from Component Unit					
0150 Other Receivables	41,924		775	42,699	
0170 Inventories	26,945			26,945	
0180 Prepaid Expenses (Expenditures)					
0190 Other Current Assets					
<b>Total Current Assets</b>	<b>\$371,390</b>		<b>\$5,884</b>	<b>\$377,274</b>	
<b>Noncurrent Assets</b>					
0211 Land					
0212 Site Improvements (Net)					
0220 Buildings and Building Improvements (Net)					
0230 Machinery, Equipment and Furniture (Net)	221,762			221,762	
0250 Construction in Progress					
0260 Long Term Prepayments					
0290 Other Noncurrent Assets					
<b>Total Noncurrent Assets</b>	<b>\$221,762</b>			<b>\$221,762</b>	
0910 Deferred Outflows of Resources					
<b>Total Assets And Deferred Outflows Of Resources</b>	<b>\$593,152</b>		<b>\$5,884</b>	<b>\$599,036</b>	

Amounts Expressed in Whole Dollars	<u>Food Service</u> <u>(51)</u>	<u>Child Care</u> <u>Operations</u> <u>(52)</u>	<u>Other Enterprise</u> <u>(58)</u>	<u>TOTAL</u>	<u>Internal Service</u> <u>(60)</u>
<b>Liabilities And Deferred Inflows Of Resources And Net Position</b>					
<b>Current Liabilities</b>					
0400 Due to Other Funds					
0411 Due to Other Governments					
0413 Due to Component Unit					
0420 Accounts Payable	33,656			33,656	
0430 Contracts Payable					
0440 Current Portion of Long-Term Debt					
0450 Short-Term Payables					
0461 Accrued Salaries and Benefits	10,738		(326)	10,412	
0462 Payroll Deductions and Withholding					
0480 Unearned Revenues	10,632			10,632	
0490 Other Current Liabilities					
<b>Total Current Liabilities</b>	<b>\$55,026</b>		<b>(\$326)</b>	<b>\$54,700</b>	
<b>Noncurrent Liabilities</b>					
0510 Bonds Payable					
0520 Extended-Term Financing Agreements Payable					
0530 Lease-Purchase Obligations					
0540 Accumulated Compensated Absences					
0550 Authority Lease Obligations					
0560 Other Post-Employment Benefits (OPEB)					
0570 Net Pension Liability					
0599 Other Noncurrent Liabilities					
<b>Total Noncurrent Liabilities</b>					
<b>Total Liabilities</b>	<b>\$55,026</b>		<b>(\$326)</b>	<b>\$54,700</b>	
0950 Deferred Inflows of Resources					
<b>Net Position</b>					
0791 Net Investment in Capital Assets	221,762			221,762	
0008 Restricted Net Position (0792 – 0798)			6,210	6,210	
0799 Unrestricted Net Position	316,364			316,364	
<b>Total Net Position</b>	<b>\$538,126</b>		<b>\$6,210</b>	<b>\$544,336</b>	
<b>Total Liabilities And Deferred Inflows Of Resources And Net Position</b>	<b>\$593,152</b>		<b>\$5,884</b>	<b>\$599,036</b>	

Amounts Expressed in Whole Dollars	<u>Food Service</u> <u>(51)</u>	<u>Child Care Operations</u> <u>(52)</u>	<u>Other Enterprise</u> <u>(58)</u>	<u>TOTAL</u>	<u>Internal Service</u> <u>(60)</u>
<b>Operating Revenues</b>					
6600 Food Service Revenue	485,537			485,537	
0071 Charges for Services					
0072 Other Operating Revenue			8,245	8,245	
<b>Total Operating Revenues</b>	<b>\$485,537</b>		<b>\$8,245</b>	<b>\$493,782</b>	
<b>Operating Expenses</b>					
100 Personnel Services – Salaries	182,048		5,348	187,396	
200 Personnel Services – Employee Benefits	141,174		1,047	142,221	
300 Purchased Professional and Technical Services					
400 Purchased Property Services	2,315			2,315	
500 Other Purchased Services	866,659			866,659	
600 Supplies	39,711			39,711	
740 Depreciation	31,551			31,551	
810 Dues and Fees	239			239	
890 Miscellaneous Expenditures					
<b>Total Operating Expenses</b>	<b>\$1,263,697</b>		<b>\$6,395</b>	<b>\$1,270,092</b>	
<b>Operating Income (Loss)</b>	<b>(\$778,160)</b>		<b>\$1,850</b>	<b>(\$776,310)</b>	
<b>Non Operating Revenues (Expenses)</b>					
6500 Earnings on Investments	810		2	812	
6920 Contributions and Donations from Private Sources					
6930 Gains or Losses on Sale of Fixed Assets					
6991 Refunds of a Prior Year Expenditure	12			12	
7000 Revenue from State Sources	44,598			44,598	
8000 Revenue from Federal Sources	890,949			890,949	
820 Claims and Judgments Against the LEA					
830 Interest					
<b>TOTAL Non Operating Revenues (Expenses)</b>	<b>\$936,369</b>		<b>\$2</b>	<b>\$936,371</b>	
<b>Income (Loss) Before Contributions And Transfers</b>	<b>\$158,209</b>		<b>\$1,852</b>	<b>\$160,061</b>	

Amounts Expressed in Whole Dollars	<u>Food Service</u> <u>(51)</u>	<u>Child Care Operations</u> <u>(52)</u>	<u>Other Enterprise</u> <u>(58)</u>	<u>TOTAL</u>	<u>Internal Service</u> <u>(60)</u>
<b>Contributions, Transfers, and Special and Extraordinary Items</b>					
5200 Interfund Transfers – Out					
5300 Transfers Out to Component Units/Primary Governments					
5520 Special Items – Losses					
5530 Extraordinary Items – Losses					
9300 Interfund Transfers - IN					
9500 Capital Contributions					
9700 Transfers IN From Component Units/Primary Governments					
9920 Special Items – Gains					
9930 Extraordinary Items – Gains					
<b>Change In Net Position</b>	<b>\$158,209</b>		<b>\$1,852</b>	<b>\$160,061</b>	
0002 Net Position - Beginning of Fiscal Year	379,918		4,358	384,276	
0003 Accounting Changes / Residual Equity Transfers					
<b>Net Position - End Of Year</b>	<b>\$538,127</b>		<b>\$6,210</b>	<b>\$544,337</b>	



Amounts Expressed in Whole Dollars	<u>Food Service</u> <u>(51)</u>	<u>Child Care Operations</u> <u>(52)</u>	<u>Other Enterprise</u> <u>(58)</u>	<u>TOTAL</u>	<u>Internal Service(60)</u>
<b>Cash Flows From Operating Activities</b>					
0011 Cash Receipts From Users	437,941		7,495	445,436	
0012 Cash Receipts From Assessments Made to Other Funds					
0013 Cash Receipts From Earnings on Investments					
0014 Cash Receipts From Other Operating Revenue					
0015 Cash Payments To Employees For Services	346,109		6,970	353,079	
0016 Cash Payments For Insurance Claims					
0017 Cash Payments To Suppliers For Goods and Services	973,276			973,276	
0018 Cash Payments For Other Operating Expenses					
<b>Net Cash Provided By (Used For) Operating Activities</b>	<b>(\$881,444)</b>		<b>\$525</b>	<b>(\$880,919)</b>	
<b>Cash Flows From Non-Capital Financing Activities</b>					
0021 Receipts From Local Sources - 6000					
0022 Receipts From State Sources - 7000	40,678			40,678	
0023 Receipts From Federal Sources -8000	815,512			815,512	
0024 Notes and Loans Received (Repaid)					
0025 Interest Paid on Notes/Loans - 5100-830					
0026 Operating Transfers In (Out)/Residual Equity Trans					
0027 Operating Transfers In (Out) Primary Government / Comp Unit					
0028 Receipts From Refund of Prior Year Expenditures - 6991	12			12	
0029 Special and Extraordinary Gains (losses)					
0030 Receipts from Insurance Recoveries -9990					
<b>Net Cash Prov By (Used for) Non-Capital Financing Activities</b>	<b>\$856,202</b>			<b>\$856,202</b>	
<b>Cash Flows From Capital and Related Financing Activities</b>					
0031 Payments For Fac Acq, Const, and Imp - 4000					
0032 Gain / (Loss) on Sale of Fixed Assets - 6930					
0033 Proceeds From Extended Term Financing - 9200					
0034 Principal Paid on Financing Agreements					
0035 Interest Paid on Financing Agreements - 5100-830					
0036 (Inc) Dec in Contributed Capital					
<b>Net Cash Prov By (Used for) Capital and Related Financing Activities</b>					
<b>Cash Flows From Investing Activities</b>					
0041 Earnings on Investments - 6500	810		2	812	
0042 Purchase of Inv Securities / Deposits to Inv Pools					
0043 Receipts From Investment Pool Withdrawals					
0044 Proceeds from Sale and Maturity of Inv Securities					

LEA : 116191103 Berwick Area SD

Printed 10/31/2018 4:41:41 PM

0045 Loans Received (Paid)

<b>Net Cash Prov By (Used for) Investing Activities</b>	<b>\$810</b>	<b>\$2</b>	<b>\$812</b>
---	--------------	------------	--------------

	<u>Food Service</u> <u>(51)</u>	<u>Child Care Operations</u> <u>(52)</u>	<u>Other Enterprise</u> <u>(58)</u>	<u>TOTAL</u>	<u>Internal Service</u> <u>(60)</u>
<b>Net Increase (Decrease) in Cash Flows</b>	<b>(24,432)</b>		<b>527</b>	<b>(23,905)</b>	
0004 Cash and Cash Equivalents Beginning of Year	164,386		4,582	168,968	
<b>Cash and Cash Equivalents at Year End</b>	<b>\$139,954</b>		<b>\$5,109</b>	<b>\$145,063</b>	

**Reconciliation of Operating Income (Loss) To Net Cash Provided by (Used For) Operating Activities**

0005 Operating Income (Loss) per REP	(778,160)		1,850	(776,310)	
<b>Adjustments</b>					
0051 Depreciation and Net Amortization	31,551			31,551	
0052 Provision for Uncollectible Accounts					
0053 Other Adjustments					
<b>Effect of Changes in Assets, Liabilities, Deferred Outflows and Deferred Inflows</b>					
0054 (Inc) Dec In Accounts Receivable (0120-0150)	(37,674)			(37,674)	
0055 Advances to Other Funds (0160)					
0056 (Inc) Dec in Inventories (0170)	6,892			6,892	
0057 (Inc) Dec in Prepaid Expenses (0180)					
0058 (Inc) Dec in Other Current or Noncurrent Assets					
0064 Deferred Outflows (0910)					
0059 Inc (Dec) in Accounts Payable (0400-0450)	(71,243)			(71,243)	
0060 Inc (Dec) in Accrued Salaries/Benefits (0461)	(22,887)			(22,887)	
0065 Inc (Dec) in Net Pension Liabilities (0570)					
0066 Inc (Dec) in Other Postemp Benefit Oblig (0560)					
0061 Inc (Dec) in Payroll Deductions/Withholding (0462)					
0062 Inc (Dec) in Unearned Revenue (0480)	(9,922)			(9,922)	
0063 Inc (Dec) in Other Current or Noncurrent Liabilities					
0067 Deferred Inflows (0950)					
<b>Total Adjustments</b>	<b>(\$103,283)</b>			<b>(\$103,283)</b>	
<b>Cash Provided By (Used for) Total</b>	<b>(\$881,443)</b>		<b>\$1,850</b>	<b>(\$879,593)</b>	

COMBINED STATEMENT OF CASH FLOWS  
SCHEDULE OF NONCASH INVESTING, CAPITAL, AND FINANCING ACTIVITIES

Explanation of Transaction and Balance Sheet Effect	Amount
<b>Total</b>	

LEA : 116191103 Berwick Area SD

Printed 10/31/2018 4:41:42 PM

Amounts Expressed in Whole Dollars	<u>Private Purpose Trust</u> <u>(71)</u>	<u>Investment Trust</u> <u>(72)</u>	<u>Pension Trust</u> <u>(73)</u>	<u>Activity</u> <u>(81)</u>
<b>Assets And Deferred Outflows Of Resources</b>				
<b>Assets</b>				
0100 Cash and Cash Equivalents				378,454
0110 Investments	423,913			
0130 Due From Other Funds				
0147 Due from Component Unit				
0150 Other Receivables				
0170 Inventories				
0180 Prepaid Expenses (Expenditures)				
0190 Other Current Assets				
0220 Buildings and Building Improvements (Net)				
0230 Machinery, Equipment and Furniture (Net)				
<b>Total Assets</b>	<b>\$423,913</b>			<b>\$378,454</b>
0910 Deferred Outflows of Resources				
<b>Total Assets And Deferred Outflows Of Resources</b>	<b>\$423,913</b>			<b>\$378,454</b>

LEA : 116191103 Berwick Area SD

Printed 10/31/2018 4:41:42 PM

Amounts Expressed in Whole Dollars	<u>Other Agency</u> <u>(89)</u>	<u>Discrete Component Units</u> <u>(98)</u>	<u>Discrete Component Units</u> <u>(99)</u>	<u>Total Fiduciary Funds</u>
<b>Assets And Deferred Outflows Of Resources</b>				
<b>Assets</b>				
0100 Cash and Cash Equivalents		45,749		424,203
0110 Investments				423,913
0130 Due From Other Funds				
0147 Due from Component Unit				
0150 Other Receivables				
0170 Inventories				
0180 Prepaid Expenses (Expenditures)				
0190 Other Current Assets				
0220 Buildings and Building Improvements (Net)				
0230 Machinery, Equipment and Furniture (Net)				
<b>Total Assets</b>		<b>\$45,749</b>		<b>\$848,116</b>
0910 Deferred Outflows of Resources				
<b>Total Assets And Deferred Outflows Of Resources</b>		<b>\$45,749</b>		<b>\$848,116</b>

LEA : 116191103 Berwick Area SD

Printed 10/31/2018 4:41:42 PM

Amounts Expressed in Whole Dollars	<u>Private Purpose Trust</u> (71)	<u>Investment Trust</u> (72)	<u>Pension Trust</u> (73)	<u>Activity</u> (81)
<b>Liabilities, Deferred Inflows Of Resources And Net Position</b>				
<b>Liabilities</b>				
0400 Due to Other Funds				
0411 Due to Other Governments				
0412 Due to Primary Government				
0413 Due to Component Unit				
0420 Accounts Payable				24,517
0430 Contracts Payable				
0450 Short-Term Payables				
0461 Accrued Salaries and Benefits				
0462 Payroll Deductions and Withholding				
0480 Unearned Revenues				
0490 Other Current Liabilities				353,937
<b>Total Liabilities</b>				<b>\$378,454</b>
0950 Deferred Inflows of Resources				
<b>Net Position</b>				
0791 Net Investment in Capital Assets				
0009 Restricted Net Position (0792 – 0798)	423,913			
0799 Unrestricted Net Position				
<b>Total Net Position</b>	<b>\$423,913</b>			
<b>Total Liabilities, Deferred Inflows Of Resources And Net Position</b>	<b>\$423,913</b>			<b>\$378,454</b>

LEA : 116191103 Berwick Area SD

Printed 10/31/2018 4:41:42 PM

Amounts Expressed in Whole Dollars	<u>Other Agency</u> (89)	<u>Discrete Component Units</u> (98)	<u>Discrete Component Units</u> (99)	<u>Total Fiduciary Funds</u>
<b>Liabilities, Deferred Inflows Of Resources And Net Position</b>				
<b>Liabilities</b>				
0400 Due to Other Funds				
0411 Due to Other Governments				
0412 Due to Primary Government				
0413 Due to Component Unit				
0420 Accounts Payable				24,517
0430 Contracts Payable				
0450 Short-Term Payables				
0461 Accrued Salaries and Benefits				
0462 Payroll Deductions and Withholding				
0480 Unearned Revenues				
0490 Other Current Liabilities	45,749			399,686
<b>Total Liabilities</b>	<b>\$45,749</b>			<b>\$424,203</b>
0950 Deferred Inflows of Resources				
<b>Net Position</b>				
0791 Net Investment in Capital Assets				
0009 Restricted Net Position (0792 – 0798)				423,913
0799 Unrestricted Net Position				
<b>Total Net Position</b>				<b>\$423,913</b>
<b>Total Liabilities, Deferred Inflows Of Resources And Net Position</b>	<b>\$45,749</b>			<b>\$848,116</b>



Amounts Expressed in Whole Dollars	<u>Private Purpose Trust</u> (71)	<u>Investment Trust</u> (72)	<u>Pension Trust</u> (73)	<u>Discrete Component</u> <u>Units</u> (98)	<u>Discrete Component</u> <u>Units</u> (99)	<u>Total Fiduciary</u> <u>Funds</u>
<b>Additions</b>						
0091 Gifts and Contributions	250					250
0092 Other Additions	35,767					35,767
<b>Deductions</b>						
0093 Scholarships Awarded	17,600					17,600
0094 Other Deductions	7,262					7,262
<b>Change In Net Position</b>	<b>\$11,155</b>					<b>\$11,155</b>
0006 Net Position – Beginning of Fiscal Year	412,758					412,758
0007 Net Position Held in Trust for Pension Benefits						
<b>Net Position - End of Fiscal Year</b>	<b>\$423,913</b>					<b>\$423,913</b>

	<u>Revenue Reported In Current Year</u>	<u>Current Year Tax Accrual</u>	<u>Prior Year Tax Accrual</u>	<u>Taxes Collected In Current Year</u>
<b><u>Revenue from Local Sources</u></b>				
6111 Current Real Estate Taxes	14,338,122.18			14,338,122.18
6112 Interim Real Estate Taxes	27,215.74			27,215.74
6113 Public Utility Realty Taxes	17,295.19			17,295.19
6114 Payments in Lieu of Current Taxes - State / Local	16,016.49			16,016.49
6143 Current Act 511 Local Services Taxes	45,083.08			45,083.08
6151 Current Act 511 Earned Income Taxes	2,156,461.26			2,156,461.26
6153 Current Act 511 Real Estate Transfer Taxes	259,550.59			259,550.59
6411 Delinquent Real Estate Taxes	1,005,786.11			1,005,786.11
6420 Delinquent Per Capita Taxes, Section 679	1,759.00			1,759.00
6440 Delinquent Local Enabling Taxes - Flat Rate Assessments	5,277.04			5,277.04
6500 Earnings on Investments	195,234.00			
6700 Revenues from LEA Activities	71,041.20			
6821 State Revenue Received from Other Pennsylvania Public LEAs	57,208.93			
6832 Federal IDEA Revenue Received as Pass Through	668,335.26			
6890 Other Revenue from Intermediary Sources	40.00			
6910 Rentals	78,128.89			
6920 Contributions and Donations from Private Sources	64,346.59			
6941 Regular Day School Tuition	8,301.77			
6942 Summer School Tuition	14,198.00			
6944 Receipts from Other LEAs in Pennsylvania - Education	34,559.36			
6991 Refunds of a Prior Year Expenditure	(27,180.12)			
6992 Energy Efficiency Revenues and Incentives	12,126.62			
6999 Other Revenues Not Specified Above	60,210.33			
<b>TOTAL Revenue from Local Sources</b>	<b>\$19,109,117.51</b>			<b>\$17,872,566.68</b>

**Revenue Reported  
In Current Year**

**Revenue from State Sources**

7110 Basic Education Funding	14,760,767.85		
7160 Tuition for Orphans Subsidy	40,483.59		
7271 Special Education funds for School-Aged Pupils	2,252,378.85		
7299 Program Revenues Not Listed Previously in the 7200 Series	6,658.62		
7311 Pupil Transportation Subsidy	580,782.90		
7312 Nonpublic and Charter School Pupil Transportation Subsidy	28,105.00		
7320 Rental and Sinking Fund Payments / Building Reimbursement Subsidy	193,466.80		
7330 Health Services (Medical, Dental, Nurse, Act 25)	54,112.28		
7340 State Property Tax Reduction Allocation	1,096,556.39		
7505 Ready to Learn Block Grant	549,482.00		
7599 Other State Revenue Not Listed Elsewhere in the 7000 Series	2,788.61		
7810 State Share of Social Security and Medicare Taxes	900,501.22		
7820 State Share of Retirement Contributions	4,006,834.84		
<b>TOTAL Revenue from State Sources</b>	<b>\$24,472,918.95</b>		

**Revenue Reported  
In Current Year**

**Revenue from Federal Sources**

8514 NCLB, Title I - Improving the Academic Achievement of the Disadvantaged	880,399.40		
8515 NCLB, Title II - Preparing, Training and Recruiting High Quality Teachers and Principals	135,497.63		
8516 NCLB, Title III - Language Instruction for Limited English Proficient and Immigrant Students	11,211.73		
8517 NCLB, Title IV - 21st Century Schools	115,947.70		
8810 School-Based Access Medicaid Reimbursement Program (SBAP) Reimbursements (Access)	113,588.76		
8820 Medical Assistance Reimbursement for Administrative Claiming (Quarterly) Program	21,924.65		
<b>TOTAL Revenue from Federal Sources</b>	<b>\$1,278,569.87</b>		

	<b>Revenue Reported In Current Year</b>	
<b><u>Other Financing Sources</u></b>		
9360 Internal Service Fund Transfers	187,685.09	
9400 Sale of or Compensation for Loss of Fixed Assets	149,014.02	
<b>TOTAL Other Financing Sources</b>	<b>\$336,699.11</b>	
<b>TOTAL FROM ALL SOURCES</b>	<b>\$45,197,305.44</b>	<b>\$17,872,566.68</b>

Revenue from Local Sources	19,109,117.51
Revenue from State Sources	24,472,918.95
Revenue from Federal Sources	1,278,569.87
Other Financing Sources	336,699.11
<b>TOTAL FROM ALL SOURCES</b>	<b>\$45,197,305.44</b>

General Fund (10)

	<u>Total</u>
<b>1000 Instruction</b>	
<b>100 Personnel Services – Salaries</b>	
100 Personnel Services – Salaries	15,054,344.15
<b>Total Personnel Services – Salaries</b>	<b>\$15,054,344.15</b>
<b>200 Personnel Services – Employee Benefits</b>	
210 Group Insurance – Contracted Provider	3,938,400.05
220 Social Security Contributions	1,142,418.93
230 PSERS Retirement Contributions	4,875,343.90
250 Unemployment Compensation	20,704.36
260 Workers' Compensation	116,164.98
280 Other Post-Employment Benefits (OPEB)	511,495.00
299 All Other Employee Benefits	54,368.00
<b>Total Personnel Services – Employee Benefits</b>	<b>\$10,658,895.22</b>
<b>300 Purchased Professional and Technical Services</b>	
322 Professional Educational Services – Ius	65,050.74
323 Professional Educational Services – Other Educational Agencies	34,039.10
324 Professional Educational Services – Employee Training and Development Services	544.99
330 Other Professional Services	11,682.29
340 Technical Services	50,561.91
390 Other Purchased Professional and Technical Services	69,198.52
<b>Total Purchased Professional and Technical Services</b>	<b>\$231,077.55</b>
<b>400 Purchased Property Services</b>	
430 Repairs and Maintenance Services	415.00
<b>Total Purchased Property Services</b>	<b>\$415.00</b>
<b>500 Other Purchased Services</b>	
510 Student Transportation Services	74,441.53
530 Communications	1,135.44
550 Printing and Binding	4,367.44
561 Tuition To Other School Districts Within the State	103,081.63
562 Tuition To Pennsylvania Charter Schools	653,055.52
564 Tuition To Career and Technology Centers	1,766,292.00
566 Tuition To Institutions of Higher Education and Technical Institutes	14,373.87
567 Tuition To Approved Private Schools (APS) and PA Chartered Schools for the Deaf and Blind	395,883.39
568 Tuition To Private Residential Rehabilitative Institutions (PRRI) [In-State] and Detention Centers	195,184.32
580 Travel	5,932.49
<b>Total Other Purchased Services</b>	<b>\$3,213,747.63</b>
<b>600 Supplies</b>	
610 General Supplies	235,907.64
640 Books and Periodicals	78,052.09
<b>Total Supplies</b>	<b>\$313,959.73</b>
<b>800 Other Objects</b>	
810 Dues and Fees	3,419.95

General Fund (10)

1000 Instruction

	<u>Total</u>
Total Other Objects	\$3,419.95
Total 1000 Instruction	\$29,475,859.23



**General Fund (10)**

**1100 Regular Programs – Elementary / Secondary**

	<u>Elementary</u>	<u>Secondary</u>	<u>Federal</u>	<u>Total</u>
<b>100 Personnel Services – Salaries</b>				
100 Personnel Services – Salaries	4,282,481.84	5,992,923.03	599,227.08	10,874,631.95
<b>Total Personnel Services – Salaries</b>	<b>\$4,282,481.84</b>	<b>\$5,992,923.03</b>	<b>\$599,227.08</b>	<b>\$10,874,631.95</b>
<b>200 Personnel Services – Employee Benefits</b>				
210 Group Insurance – Contracted Provider	1,225,397.50	1,505,854.00	151,245.12	2,882,496.62
220 Social Security Contributions	324,491.13	456,537.20	45,938.76	826,967.09
230 PSERS Retirement Contributions	1,388,098.81	1,945,638.28	196,237.87	3,529,974.96
250 Unemployment Compensation	5,118.89	6,822.71	755.53	12,697.13
260 Workers' Compensation	33,070.04	46,334.38	4,672.51	84,076.93
280 Other Post-Employment Benefits (OPEB)	194,907.00	194,907.00		389,814.00
299 All Other Employee Benefits	17,357.46	24,685.54	2,500.00	44,543.00
<b>Total Personnel Services – Employee Benefits</b>	<b>\$3,188,440.83</b>	<b>\$4,180,779.11</b>	<b>\$401,349.79</b>	<b>\$7,770,569.73</b>
<b>300 Purchased Professional and Technical Services</b>				
322 Professional Educational Services – lus		4,510.61		4,510.61
324 Professional Educational Services – Employee Training and Development Services	209.99	265.00		474.99
340 Technical Services	10,744.77	23,195.38		33,940.15
390 Other Purchased Professional and Technical Services	5,799.60	39,725.96		45,525.56
<b>Total Purchased Professional and Technical Services</b>	<b>\$16,754.36</b>	<b>\$67,696.95</b>		<b>\$84,451.31</b>
<b>500 Other Purchased Services</b>				
510 Student Transportation Services	1,704.39	19,906.09		21,610.48
530 Communications		270.74		270.74
550 Printing and Binding		4,367.44		4,367.44
561 Tuition To Other School Districts Within the State		60,611.91		60,611.91
562 Tuition To Pennsylvania Charter Schools	114,288.37	360,294.60		474,582.97
567 Tuition To Approved Private Schools (APS) and PA Chartered Schools for the Deaf and Blind		3,298.81		3,298.81
568 Tuition To Private Residential Rehabilitative Institutions (PRRI) [In-State] and Detention Centers	9,166.00	77,817.78		86,983.78
580 Travel	439.22	1,658.33		2,097.55
<b>Total Other Purchased Services</b>	<b>\$125,597.98</b>	<b>\$528,225.70</b>		<b>\$653,823.68</b>
<b>600 Supplies</b>				
610 General Supplies	55,985.85	89,647.47	12,852.73	158,486.05
640 Books and Periodicals	62,693.93	9,358.29	1,285.37	73,337.59
<b>Total Supplies</b>	<b>\$118,679.78</b>	<b>\$99,005.76</b>	<b>\$14,138.10</b>	<b>\$231,823.64</b>
<b>800 Other Objects</b>				
810 Dues and Fees		2,149.95		2,149.95
<b>Total Other Objects</b>		<b>\$2,149.95</b>		<b>\$2,149.95</b>
<b>Total 1100 Regular Programs – Elementary / Secondary</b>	<b>\$7,731,954.79</b>	<b>\$10,870,780.50</b>	<b>\$1,014,714.97</b>	<b>\$19,617,450.26</b>

**General Fund (10)**

**1110 Regular Programs**

	<u>Elementary</u>	<u>Secondary</u>	<u>Federal</u>	<u>Total</u>
<b>100 Personnel Services – Salaries</b>				
100 Personnel Services – Salaries	4,282,481.84	5,992,923.03	83,164.42	10,358,569.29
<b>Total Personnel Services – Salaries</b>	<b>\$4,282,481.84</b>	<b>\$5,992,923.03</b>	<b>\$83,164.42</b>	<b>\$10,358,569.29</b>
<b>200 Personnel Services – Employee Benefits</b>				
210 Group Insurance – Contracted Provider	1,225,397.50	1,505,854.00	26,901.38	2,758,152.88
220 Social Security Contributions	324,491.13	456,537.20	6,305.44	787,333.77
230 PSERS Retirement Contributions	1,388,098.81	1,945,638.28	26,901.89	3,360,638.98
250 Unemployment Compensation	5,118.89	6,822.71	143.85	12,085.45
260 Workers' Compensation	33,070.04	46,334.38	640.87	80,045.29
280 Other Post-Employment Benefits (OPEB)	194,907.00	194,907.00		389,814.00
299 All Other Employee Benefits	17,357.46	24,685.54		42,043.00
<b>Total Personnel Services – Employee Benefits</b>	<b>\$3,188,440.83</b>	<b>\$4,180,779.11</b>	<b>\$60,893.43</b>	<b>\$7,430,113.37</b>
<b>300 Purchased Professional and Technical Services</b>				
322 Professional Educational Services – lus		4,510.61		4,510.61
324 Professional Educational Services – Employee Training and Development Services	209.99	265.00		474.99
340 Technical Services	10,744.77	23,195.38		33,940.15
390 Other Purchased Professional and Technical Services	5,799.60	39,725.96		45,525.56
<b>Total Purchased Professional and Technical Services</b>	<b>\$16,754.36</b>	<b>\$67,696.95</b>		<b>\$84,451.31</b>
<b>500 Other Purchased Services</b>				
510 Student Transportation Services	1,704.39	19,906.09		21,610.48
530 Communications		270.74		270.74
550 Printing and Binding		4,367.44		4,367.44
561 Tuition To Other School Districts Within the State		60,611.91		60,611.91
562 Tuition To Pennsylvania Charter Schools	114,288.37	360,294.60		474,582.97
567 Tuition To Approved Private Schools (APS) and PA Chartered Schools for the Deaf and Blind		3,298.81		3,298.81
568 Tuition To Private Residential Rehabilitative Institutions (PRRI) [In-State] and Detention Centers	9,166.00	77,817.78		86,983.78
580 Travel	439.22	1,658.33		2,097.55
<b>Total Other Purchased Services</b>	<b>\$125,597.98</b>	<b>\$528,225.70</b>		<b>\$653,823.68</b>
<b>600 Supplies</b>				
610 General Supplies	55,985.85	89,647.47	4,273.66	149,906.98
640 Books and Periodicals	62,693.93	9,358.29	1,285.37	73,337.59
<b>Total Supplies</b>	<b>\$118,679.78</b>	<b>\$99,005.76</b>	<b>\$5,559.03</b>	<b>\$223,244.57</b>
<b>800 Other Objects</b>				
810 Dues and Fees		2,149.95		2,149.95
<b>Total Other Objects</b>		<b>\$2,149.95</b>		<b>\$2,149.95</b>
<b>Total 1110 Regular Programs</b>	<b>\$7,731,954.79</b>	<b>\$10,870,780.50</b>	<b>\$149,616.88</b>	<b>\$18,752,352.17</b>

General Fund (10)

1190 Federally-Funded Regular Programs

100 Personnel Services – Salaries

	<u>Elementary</u>	<u>Secondary</u>	<u>Federal</u>	<u>Total</u>
100 Personnel Services – Salaries			516,062.66	516,062.66
<b>Total Personnel Services – Salaries</b>			<b>\$516,062.66</b>	<b>\$516,062.66</b>

200 Personnel Services – Employee Benefits

210 Group Insurance – Contracted Provider			124,343.74	124,343.74
220 Social Security Contributions			39,633.32	39,633.32
230 PSERS Retirement Contributions			169,335.98	169,335.98
250 Unemployment Compensation			611.68	611.68
260 Workers' Compensation			4,031.64	4,031.64
299 All Other Employee Benefits			2,500.00	2,500.00
<b>Total Personnel Services – Employee Benefits</b>			<b>\$340,456.36</b>	<b>\$340,456.36</b>

600 Supplies

610 General Supplies			8,579.07	8,579.07
<b>Total Supplies</b>			<b>\$8,579.07</b>	<b>\$8,579.07</b>

Total 1190 Federally-Funded Regular Programs

<b>Total 1190 Federally-Funded Regular Programs</b>			<b>\$865,098.09</b>	<b>\$865,098.09</b>
---	--	--	---------------------	---------------------

LEA : 116191103 Berwick Area SD

Printed 10/31/2018 4:41:46 PM

Page - 6 of 23

**General Fund (10)****1200 Special Programs – Elementary / Secondary**

	<u>Elementary</u>	<u>Secondary</u>	<u>Federal</u>	<u>Total</u>
<b>100 Personnel Services – Salaries</b>				
100 Personnel Services – Salaries	1,171,265.88	1,988,265.39	473,069.49	3,632,600.76
<b>Total Personnel Services – Salaries</b>	<b>\$1,171,265.88</b>	<b>\$1,988,265.39</b>	<b>\$473,069.49</b>	<b>\$3,632,600.76</b>
<b>200 Personnel Services – Employee Benefits</b>				
210 Group Insurance – Contracted Provider	289,921.49	601,508.40	35,323.24	926,753.13
220 Social Security Contributions	88,849.73	150,889.14	34,301.29	274,040.16
230 PSERS Retirement Contributions	407,418.50	675,301.06	85,152.18	1,167,871.74
250 Unemployment Compensation	2,622.23	3,163.37	1,632.75	7,418.35
260 Workers' Compensation	9,029.05	15,374.62	3,470.32	27,873.99
280 Other Post-Employment Benefits (OPEB)	41,247.00	41,247.00		82,494.00
299 All Other Employee Benefits	1,250.00	8,400.00		9,650.00
<b>Total Personnel Services – Employee Benefits</b>	<b>\$840,338.00</b>	<b>\$1,495,883.59</b>	<b>\$159,879.78</b>	<b>\$2,496,101.37</b>
<b>300 Purchased Professional and Technical Services</b>				
322 Professional Educational Services – Ius	16,562.18	16,562.17	27,415.78	60,540.13
323 Professional Educational Services – Other Educational Agencies	12,543.55	12,543.55		25,087.10
330 Other Professional Services			11,682.29	11,682.29
340 Technical Services	10,168.18	5,787.29	666.29	16,621.76
390 Other Purchased Professional and Technical Services	2,319.25	5,106.85	14,724.86	22,150.96
<b>Total Purchased Professional and Technical Services</b>	<b>\$41,593.16</b>	<b>\$39,999.86</b>	<b>\$54,489.22</b>	<b>\$136,082.24</b>
<b>500 Other Purchased Services</b>				
510 Student Transportation Services	5,031.82	6,521.36	5,742.95	17,296.13
530 Communications			864.70	864.70
561 Tuition To Other School Districts Within the State		35,869.12		35,869.12
562 Tuition To Pennsylvania Charter Schools	44,812.17	133,660.38		178,472.55
567 Tuition To Approved Private Schools (APS) and PA Chartered Schools for the Deaf and Blind	58,732.66	285,551.04	48,300.88	392,584.58
568 Tuition To Private Residential Rehabilitative Institutions (PRRI) [In-State] and Detention Centers	9,979.00	98,221.54		108,200.54
580 Travel			2,480.93	2,480.93
<b>Total Other Purchased Services</b>	<b>\$118,555.65</b>	<b>\$559,823.44</b>	<b>\$57,389.46</b>	<b>\$735,768.55</b>
<b>600 Supplies</b>				
610 General Supplies	539.04	1,034.07	55,439.79	57,012.90
<b>Total Supplies</b>	<b>\$539.04</b>	<b>\$1,034.07</b>	<b>\$55,439.79</b>	<b>\$57,012.90</b>
<b>800 Other Objects</b>				
810 Dues and Fees	387.50	387.50	495.00	1,270.00
<b>Total Other Objects</b>	<b>\$387.50</b>	<b>\$387.50</b>	<b>\$495.00</b>	<b>\$1,270.00</b>
<b>Total 1200 Special Programs – Elementary / Secondary</b>	<b>\$2,172,679.23</b>	<b>\$4,085,393.85</b>	<b>\$800,762.74</b>	<b>\$7,058,835.82</b>

**General Fund (10)**

**1210 Life Skills Support**

	<u>Elementary</u>	<u>Secondary</u>	<u>Federal</u>	<u>Total</u>
<b>100 Personnel Services – Salaries</b>				
100 Personnel Services – Salaries	122,931.39	230,207.36	19,697.12	372,835.87
<b>Total Personnel Services – Salaries</b>	<b>\$122,931.39</b>	<b>\$230,207.36</b>	<b>\$19,697.12</b>	<b>\$372,835.87</b>
<b>200 Personnel Services – Employee Benefits</b>				
210 Group Insurance – Contracted Provider	23,623.08	77,541.58		101,164.66
220 Social Security Contributions	9,347.02	17,739.35	1,506.81	28,593.18
230 PSERS Retirement Contributions	39,600.30	77,641.67	3,597.59	120,839.56
250 Unemployment Compensation	257.53	399.73	90.97	748.23
260 Workers' Compensation	946.52	1,789.19	151.70	2,887.41
299 All Other Employee Benefits		2,150.00		2,150.00
<b>Total Personnel Services – Employee Benefits</b>	<b>\$73,774.45</b>	<b>\$177,261.52</b>	<b>\$5,347.07</b>	<b>\$256,383.04</b>
<b>300 Purchased Professional and Technical Services</b>				
390 Other Purchased Professional and Technical Services			615.00	615.00
<b>Total Purchased Professional and Technical Services</b>			<b>\$615.00</b>	<b>\$615.00</b>
<b>500 Other Purchased Services</b>				
510 Student Transportation Services			1,199.70	1,199.70
567 Tuition To Approved Private Schools (APS) and PA Chartered Schools for the Deaf and Blind	7,810.00			7,810.00
<b>Total Other Purchased Services</b>	<b>\$7,810.00</b>		<b>\$1,199.70</b>	<b>\$9,009.70</b>
<b>600 Supplies</b>				
610 General Supplies			904.38	904.38
<b>Total Supplies</b>			<b>\$904.38</b>	<b>\$904.38</b>
<b>Total 1210 Life Skills Support</b>	<b>\$204,515.84</b>	<b>\$407,468.88</b>	<b>\$27,763.27</b>	<b>\$639,747.99</b>

**General Fund (10)**

	<u>Elementary</u>	<u>Secondary</u>	<u>Federal</u>	<u>Total</u>
<b>1220 Sensory Support</b>				
<b>100 Personnel Services – Salaries</b>				
100 Personnel Services – Salaries	114,599.58	21,317.12		135,916.70
<b>Total Personnel Services – Salaries</b>	<b>\$114,599.58</b>	<b>\$21,317.12</b>		<b>\$135,916.70</b>
<b>200 Personnel Services – Employee Benefits</b>				
210 Group Insurance – Contracted Provider	38,736.21	13,353.08		52,089.29
220 Social Security Contributions	8,760.95	1,630.72		10,391.67
230 PSERS Retirement Contributions	32,716.81	6,943.02		39,659.83
250 Unemployment Compensation	184.80	32.99		217.79
260 Workers' Compensation	882.42	164.08		1,046.50
280 Other Post-Employment Benefits (OPEB)	13,979.00	13,979.00		27,958.00
<b>Total Personnel Services – Employee Benefits</b>	<b>\$95,260.19</b>	<b>\$36,102.89</b>		<b>\$131,363.08</b>
<b>300 Purchased Professional and Technical Services</b>				
322 Professional Educational Services – Ius	11,848.85	11,848.84	20,030.36	43,728.05
323 Professional Educational Services – Other Educational Agencies	14,050.37	14,050.37		28,100.74
390 Other Purchased Professional and Technical Services			3,320.00	3,320.00
<b>Total Purchased Professional and Technical Services</b>	<b>\$25,899.22</b>	<b>\$25,899.21</b>	<b>\$23,350.36</b>	<b>\$75,148.79</b>
<b>Total 1220 Sensory Support</b>	<b>\$235,758.99</b>	<b>\$83,319.22</b>	<b>\$23,350.36</b>	<b>\$342,428.57</b>

**General Fund (10)**

**1230 Emotional Support**

	<u>Elementary</u>	<u>Secondary</u>	<u>Federal</u>	<u>Total</u>
<b>100 Personnel Services – Salaries</b>				
100 Personnel Services – Salaries	311,303.59	217,198.67		528,502.26
<b>Total Personnel Services – Salaries</b>	<b>\$311,303.59</b>	<b>\$217,198.67</b>		<b>\$528,502.26</b>
<b>200 Personnel Services – Employee Benefits</b>				
210 Group Insurance – Contracted Provider	94,746.58	74,500.61		169,247.19
220 Social Security Contributions	23,698.57	16,273.37		39,971.94
230 PSERS Retirement Contributions	101,079.51	70,689.01		171,768.52
250 Unemployment Compensation	875.96	415.83		1,291.79
260 Workers' Compensation	2,397.20	1,672.48		4,069.68
<b>Total Personnel Services – Employee Benefits</b>	<b>\$222,797.82</b>	<b>\$163,551.30</b>		<b>\$386,349.12</b>
<b>300 Purchased Professional and Technical Services</b>				
322 Professional Educational Services – lus			7,185.42	7,185.42
390 Other Purchased Professional and Technical Services			810.00	810.00
<b>Total Purchased Professional and Technical Services</b>			<b>\$7,995.42</b>	<b>\$7,995.42</b>
<b>500 Other Purchased Services</b>				
510 Student Transportation Services			3,439.53	3,439.53
561 Tuition To Other School Districts Within the State		13,837.23		13,837.23
567 Tuition To Approved Private Schools (APS) and PA Chartered Schools for the Deaf and Blind		3,300.00	23,660.88	26,960.88
568 Tuition To Private Residential Rehabilitative Institutions (PRRI) [In-State] and Detention Centers	5,779.00	37,362.04		43,141.04
580 Travel			707.93	707.93
<b>Total Other Purchased Services</b>	<b>\$5,779.00</b>	<b>\$54,499.27</b>	<b>\$27,808.34</b>	<b>\$88,086.61</b>
<b>600 Supplies</b>				
610 General Supplies			1,605.11	1,605.11
<b>Total Supplies</b>			<b>\$1,605.11</b>	<b>\$1,605.11</b>
<b>Total 1230 Emotional Support</b>	<b>\$539,880.41</b>	<b>\$435,249.24</b>	<b>\$37,408.87</b>	<b>\$1,012,538.52</b>

**General Fund (10)**

**1240 Academic Support**

	<u>Elementary</u>	<u>Secondary</u>	<u>Federal</u>	<u>Total</u>
<b>100 Personnel Services – Salaries</b>				
100 Personnel Services – Salaries	464,745.38	1,415,881.93	283,877.42	2,164,504.73
<b>Total Personnel Services – Salaries</b>	<b>\$464,745.38</b>	<b>\$1,415,881.93</b>	<b>\$283,877.42</b>	<b>\$2,164,504.73</b>
<b>200 Personnel Services – Employee Benefits</b>				
210 Group Insurance – Contracted Provider	79,121.92	424,381.60	14,975.08	518,478.60
220 Social Security Contributions	35,297.37	107,372.22	21,716.52	164,386.11
230 PSERS Retirement Contributions	173,707.61	479,299.46	50,258.35	703,265.42
250 Unemployment Compensation	1,004.47	2,146.28	1,198.53	4,349.28
260 Workers' Compensation	3,578.84	10,940.96	2,185.99	16,705.79
280 Other Post-Employment Benefits (OPEB)	17,184.00	17,184.00		34,368.00
299 All Other Employee Benefits		5,000.00		5,000.00
<b>Total Personnel Services – Employee Benefits</b>	<b>\$309,894.21</b>	<b>\$1,046,324.52</b>	<b>\$90,334.47</b>	<b>\$1,446,553.20</b>
<b>300 Purchased Professional and Technical Services</b>				
322 Professional Educational Services – Ius		4,713.33		4,713.33
390 Other Purchased Professional and Technical Services		2,171.00	307.50	2,478.50
<b>Total Purchased Professional and Technical Services</b>		<b>\$6,884.33</b>	<b>\$307.50</b>	<b>\$7,191.83</b>
<b>500 Other Purchased Services</b>				
510 Student Transportation Services	199.37	1,688.92	368.72	2,257.01
561 Tuition To Other School Districts Within the State		22,031.89		22,031.89
567 Tuition To Approved Private Schools (APS) and PA Chartered Schools for the Deaf and Blind		3,300.00		3,300.00
568 Tuition To Private Residential Rehabilitative Institutions (PRRI) [In-State] and Detention Centers	4,200.00	57,394.50		61,594.50
580 Travel			305.64	305.64
<b>Total Other Purchased Services</b>	<b>\$4,399.37</b>	<b>\$84,415.31</b>	<b>\$674.36</b>	<b>\$89,489.04</b>
<b>600 Supplies</b>				
610 General Supplies	166.96	661.99	1,170.86	1,999.81
<b>Total Supplies</b>	<b>\$166.96</b>	<b>\$661.99</b>	<b>\$1,170.86</b>	<b>\$1,999.81</b>
<b>Total 1240 Academic Support</b>	<b>\$779,205.92</b>	<b>\$2,554,168.08</b>	<b>\$376,364.61</b>	<b>\$3,709,738.61</b>



**General Fund (10)**

	<u>Elementary</u>	<u>Secondary</u>	<u>Federal</u>	<u>Total</u>
<b>1241 Learning Support – Public</b>				
<b>100 Personnel Services – Salaries</b>				
100 Personnel Services – Salaries	451,439.72	1,333,944.59	283,877.42	2,069,261.73
<b>Total Personnel Services – Salaries</b>	<b>\$451,439.72</b>	<b>\$1,333,944.59</b>	<b>\$283,877.42</b>	<b>\$2,069,261.73</b>
<b>200 Personnel Services – Employee Benefits</b>				
210 Group Insurance – Contracted Provider	67,412.32	389,781.04	14,975.08	472,168.44
220 Social Security Contributions	34,309.75	101,140.85	21,716.52	157,167.12
230 PSERS Retirement Contributions	169,373.96	452,612.46	50,258.35	672,244.77
250 Unemployment Compensation	971.47	2,046.45	1,198.53	4,216.45
260 Workers' Compensation	3,476.34	10,310.13	2,185.99	15,972.46
280 Other Post-Employment Benefits (OPEB)	8,592.00	8,592.00		17,184.00
299 All Other Employee Benefits		5,000.00		5,000.00
<b>Total Personnel Services – Employee Benefits</b>	<b>\$284,135.84</b>	<b>\$969,482.93</b>	<b>\$90,334.47</b>	<b>\$1,343,953.24</b>
<b>300 Purchased Professional and Technical Services</b>				
390 Other Purchased Professional and Technical Services			307.50	307.50
<b>Total Purchased Professional and Technical Services</b>			<b>\$307.50</b>	<b>\$307.50</b>
<b>500 Other Purchased Services</b>				
510 Student Transportation Services			368.72	368.72
561 Tuition To Other School Districts Within the State		22,031.89		22,031.89
580 Travel			305.64	305.64
<b>Total Other Purchased Services</b>		<b>\$22,031.89</b>	<b>\$674.36</b>	<b>\$22,706.25</b>
<b>600 Supplies</b>				
610 General Supplies			1,170.86	1,170.86
<b>Total Supplies</b>			<b>\$1,170.86</b>	<b>\$1,170.86</b>
<b>Total 1241 Learning Support – Public</b>	<b>\$735,575.56</b>	<b>\$2,325,459.41</b>	<b>\$376,364.61</b>	<b>\$3,437,399.58</b>

General Fund (10)

1242 Learning Support – PRRI

300 Purchased Professional and Technical Services

322 Professional Educational Services – Ius 4,713.33 4,713.33

**Total Purchased Professional and Technical Services \$4,713.33 \$4,713.33**

500 Other Purchased Services

567 Tuition To Approved Private Schools (APS) and PA Chartered Schools for the Deaf and Blind 3,300.00 3,300.00

568 Tuition To Private Residential Rehabilitative Institutions (PRRI) [In-State] and Detention Centers 4,200.00 57,394.50 61,594.50

**Total Other Purchased Services \$4,200.00 \$60,694.50 \$64,894.50**

**Total 1242 Learning Support – PRRI \$4,200.00 \$65,407.83 \$69,607.83**

**General Fund (10)**

**1243 Gifted Support**

	<u>Elementary</u>	<u>Secondary</u>	<u>Federal</u>	<u>Total</u>
<b>100 Personnel Services – Salaries</b>				
100 Personnel Services – Salaries	13,305.66	81,937.34		95,243.00
<b>Total Personnel Services – Salaries</b>	<b>\$13,305.66</b>	<b>\$81,937.34</b>		<b>\$95,243.00</b>
<b>200 Personnel Services – Employee Benefits</b>				
210 Group Insurance – Contracted Provider	11,709.60	34,600.56		46,310.16
220 Social Security Contributions	987.62	6,231.37		7,218.99
230 PSERS Retirement Contributions	4,333.65	26,687.00		31,020.65
250 Unemployment Compensation	33.00	99.83		132.83
260 Workers' Compensation	102.50	630.83		733.33
280 Other Post-Employment Benefits (OPEB)	8,592.00	8,592.00		17,184.00
<b>Total Personnel Services – Employee Benefits</b>	<b>\$25,758.37</b>	<b>\$76,841.59</b>		<b>\$102,599.96</b>
<b>300 Purchased Professional and Technical Services</b>				
390 Other Purchased Professional and Technical Services		2,171.00		2,171.00
<b>Total Purchased Professional and Technical Services</b>		<b>\$2,171.00</b>		<b>\$2,171.00</b>
<b>500 Other Purchased Services</b>				
510 Student Transportation Services	199.37	1,688.92		1,888.29
<b>Total Other Purchased Services</b>	<b>\$199.37</b>	<b>\$1,688.92</b>		<b>\$1,888.29</b>
<b>600 Supplies</b>				
610 General Supplies	166.96	661.99		828.95
<b>Total Supplies</b>	<b>\$166.96</b>	<b>\$661.99</b>		<b>\$828.95</b>
<b>Total 1243 Gifted Support</b>	<b>\$39,430.36</b>	<b>\$163,300.84</b>		<b>\$202,731.20</b>

**General Fund (10)**

**1260 Physical Support**

	<u>Elementary</u>	<u>Secondary</u>	<u>Federal</u>	<u>Total</u>
<b>100 Personnel Services – Salaries</b>				
100 Personnel Services – Salaries	101,632.96	101,632.94		203,265.90
<b>Total Personnel Services – Salaries</b>	<b>\$101,632.96</b>	<b>\$101,632.94</b>		<b>\$203,265.90</b>
<b>200 Personnel Services – Employee Benefits</b>				
210 Group Insurance – Contracted Provider	11,731.54	11,731.53		23,463.07
220 Social Security Contributions	7,727.81	7,727.80		15,455.61
230 PSERS Retirement Contributions	32,761.82	32,761.81		65,523.63
250 Unemployment Compensation	165.01	165.00		330.01
260 Workers' Compensation	792.29	792.28		1,584.57
280 Other Post-Employment Benefits (OPEB)	10,084.00	10,084.00		20,168.00
299 All Other Employee Benefits	1,250.00	1,250.00		2,500.00
<b>Total Personnel Services – Employee Benefits</b>	<b>\$64,512.47</b>	<b>\$64,512.42</b>		<b>\$129,024.89</b>
<b>500 Other Purchased Services</b>				
567 Tuition To Approved Private Schools (APS) and PA Chartered Schools for the Deaf and Blind			5,610.00	5,610.00
580 Travel			443.37	443.37
<b>Total Other Purchased Services</b>			<b>\$6,053.37</b>	<b>\$6,053.37</b>
<b>Total 1260 Physical Support</b>	<b>\$166,145.43</b>	<b>\$166,145.36</b>	<b>\$6,053.37</b>	<b>\$338,344.16</b>

**General Fund (10)**

**1270 Multi-Handicapped Support**

	<u>Elementary</u>	<u>Secondary</u>	<u>Federal</u>	<u>Total</u>
<b>100 Personnel Services – Salaries</b>				
100 Personnel Services – Salaries	56,052.98	2,027.37	12,616.56	70,696.91
<b>Total Personnel Services – Salaries</b>	<b>\$56,052.98</b>	<b>\$2,027.37</b>	<b>\$12,616.56</b>	<b>\$70,696.91</b>
<b>200 Personnel Services – Employee Benefits</b>				
210 Group Insurance – Contracted Provider	41,962.16			41,962.16
220 Social Security Contributions	4,018.01	145.68	965.16	5,128.85
230 PSERS Retirement Contributions	20,246.69	660.33	2,031.39	22,938.41
250 Unemployment Compensation	134.46	3.54	62.18	200.18
260 Workers' Compensation	431.78	15.63	97.15	544.56
<b>Total Personnel Services – Employee Benefits</b>	<b>\$66,793.10</b>	<b>\$825.18</b>	<b>\$3,155.88</b>	<b>\$70,774.16</b>
<b>300 Purchased Professional and Technical Services</b>				
322 Professional Educational Services – lus	4,713.33			4,713.33
<b>Total Purchased Professional and Technical Services</b>	<b>\$4,713.33</b>			<b>\$4,713.33</b>
<b>500 Other Purchased Services</b>				
510 Student Transportation Services			735.00	735.00
567 Tuition To Approved Private Schools (APS) and PA Chartered Schools for the Deaf and Blind		(9,075.00)	19,030.00	9,955.00
580 Travel			608.78	608.78
<b>Total Other Purchased Services</b>		<b>(\$9,075.00)</b>	<b>\$20,373.78</b>	<b>\$11,298.78</b>
<b>600 Supplies</b>				
610 General Supplies			136.28	136.28
<b>Total Supplies</b>			<b>\$136.28</b>	<b>\$136.28</b>
<b>Total 1270 Multi-Handicapped Support</b>	<b>\$127,559.41</b>	<b>(\$6,222.45)</b>	<b>\$36,282.50</b>	<b>\$157,619.46</b>

**General Fund (10)**

	<u>Elementary</u>	<u>Secondary</u>	<u>Federal</u>	<u>Total</u>
<b>1290 Special Programs - Other Support</b>				
<b>100 Personnel Services – Salaries</b>				
100 Personnel Services – Salaries			156,878.39	156,878.39
<b>Total Personnel Services – Salaries</b>			<b>\$156,878.39</b>	<b>\$156,878.39</b>
<b>200 Personnel Services – Employee Benefits</b>				
210 Group Insurance – Contracted Provider			20,348.16	20,348.16
220 Social Security Contributions			10,112.80	10,112.80
230 PSERS Retirement Contributions	7,305.76	7,305.76	29,264.85	43,876.37
250 Unemployment Compensation			281.07	281.07
260 Workers' Compensation			1,035.48	1,035.48
<b>Total Personnel Services – Employee Benefits</b>	<b>\$7,305.76</b>	<b>\$7,305.76</b>	<b>\$61,042.36</b>	<b>\$75,653.88</b>
<b>300 Purchased Professional and Technical Services</b>				
322 Professional Educational Services – lus			200.00	200.00
323 Professional Educational Services – Other Educational Agencies	(1,506.82)	(1,506.82)		(3,013.64)
330 Other Professional Services			11,682.29	11,682.29
340 Technical Services	10,168.18	5,787.29	666.29	16,621.76
390 Other Purchased Professional and Technical Services	2,319.25	2,935.85	9,672.36	14,927.46
<b>Total Purchased Professional and Technical Services</b>	<b>\$10,980.61</b>	<b>\$7,216.32</b>	<b>\$22,220.94</b>	<b>\$40,417.87</b>
<b>500 Other Purchased Services</b>				
510 Student Transportation Services	4,832.45	4,832.44		9,664.89
530 Communications			864.70	864.70
562 Tuition To Pennsylvania Charter Schools	44,812.17	133,660.38		178,472.55
567 Tuition To Approved Private Schools (APS) and PA Chartered Schools for the Deaf and Blind	50,922.66	288,026.04		338,948.70
568 Tuition To Private Residential Rehabilitative Institutions (PRRI) [In-State] and Detention Centers		3,465.00		3,465.00
580 Travel			415.21	415.21
<b>Total Other Purchased Services</b>	<b>\$100,567.28</b>	<b>\$429,983.86</b>	<b>\$1,279.91</b>	<b>\$531,831.05</b>
<b>600 Supplies</b>				
610 General Supplies	372.08	372.08	51,623.16	52,367.32
<b>Total Supplies</b>	<b>\$372.08</b>	<b>\$372.08</b>	<b>\$51,623.16</b>	<b>\$52,367.32</b>
<b>800 Other Objects</b>				
810 Dues and Fees	387.50	387.50	495.00	1,270.00
<b>Total Other Objects</b>	<b>\$387.50</b>	<b>\$387.50</b>	<b>\$495.00</b>	<b>\$1,270.00</b>
<b>Total 1290 Special Programs - Other Support</b>	<b>\$119,613.23</b>	<b>\$445,265.52</b>	<b>\$293,539.76</b>	<b>\$858,418.51</b>

**General Fund (10)**

**1300 Vocational Education**

	<u>Elementary</u>	<u>Secondary</u>	<u>Federal</u>	<u>Total</u>
<b>100 Personnel Services – Salaries</b>				
100 Personnel Services – Salaries		544,692.04		544,692.04
<b>Total Personnel Services – Salaries</b>		<b>\$544,692.04</b>		<b>\$544,692.04</b>
<b>200 Personnel Services – Employee Benefits</b>				
210 Group Insurance – Contracted Provider		129,150.30		129,150.30
220 Social Security Contributions		41,231.90		41,231.90
230 PSERS Retirement Contributions		176,709.20		176,709.20
250 Unemployment Compensation		584.93		584.93
260 Workers' Compensation		4,195.45		4,195.45
280 Other Post-Employment Benefits (OPEB)		39,187.00		39,187.00
299 All Other Employee Benefits		175.00		175.00
<b>Total Personnel Services – Employee Benefits</b>		<b>\$391,233.78</b>		<b>\$391,233.78</b>
<b>300 Purchased Professional and Technical Services</b>				
324 Professional Educational Services – Employee Training and Development Services		70.00		70.00
390 Other Purchased Professional and Technical Services		1,522.00		1,522.00
<b>Total Purchased Professional and Technical Services</b>		<b>\$1,592.00</b>		<b>\$1,592.00</b>
<b>400 Purchased Property Services</b>				
430 Repairs and Maintenance Services		415.00		415.00
<b>Total Purchased Property Services</b>		<b>\$415.00</b>		<b>\$415.00</b>
<b>500 Other Purchased Services</b>				
510 Student Transportation Services		2,650.00		2,650.00
564 Tuition To Career and Technology Centers		1,766,292.00		1,766,292.00
580 Travel		1,248.71		1,248.71
<b>Total Other Purchased Services</b>		<b>\$1,770,190.71</b>		<b>\$1,770,190.71</b>
<b>600 Supplies</b>				
610 General Supplies		20,408.69		20,408.69
<b>Total Supplies</b>		<b>\$20,408.69</b>		<b>\$20,408.69</b>
<b>Total 1300 Vocational Education</b>		<b>\$2,728,532.22</b>		<b>\$2,728,532.22</b>

**General Fund (10)**

	<u>Elementary</u>	<u>Secondary</u>	<u>Federal</u>	<u>Total</u>
<b>1400 Other Instructional Programs – Elementary / Secondary</b>				
<b>100 Personnel Services – Salaries</b>				
100 Personnel Services – Salaries	1,209.71	1,209.69		2,419.40
<b>Total Personnel Services – Salaries</b>	<b>\$1,209.71</b>	<b>\$1,209.69</b>		<b>\$2,419.40</b>
<b>200 Personnel Services – Employee Benefits</b>				
220 Social Security Contributions	89.89	89.89		179.78
230 PSERS Retirement Contributions	394.00	394.00		788.00
250 Unemployment Compensation	1.98	1.97		3.95
260 Workers' Compensation	9.31	9.30		18.61
<b>Total Personnel Services – Employee Benefits</b>	<b>\$495.18</b>	<b>\$495.16</b>		<b>\$990.34</b>
<b>500 Other Purchased Services</b>				
561 Tuition To Other School Districts Within the State	3,300.30	3,300.30		6,600.60
580 Travel	52.65	52.65		105.30
<b>Total Other Purchased Services</b>	<b>\$3,352.95</b>	<b>\$3,352.95</b>		<b>\$6,705.90</b>
<b>Total 1400 Other Instructional Programs – Elementary / Secondary</b>	<b>\$5,057.84</b>	<b>\$5,057.80</b>		<b>\$10,115.64</b>



**General Fund (10)**

	<u>Elementary</u>	<u>Secondary</u>	<u>Federal</u>	<u>Total</u>
<b>1430 Homebound Instruction</b>				
<b>100 Personnel Services – Salaries</b>				
100 Personnel Services – Salaries	1,209.71	1,209.69		2,419.40
<b>Total Personnel Services – Salaries</b>	<b>\$1,209.71</b>	<b>\$1,209.69</b>		<b>\$2,419.40</b>
<b>200 Personnel Services – Employee Benefits</b>				
220 Social Security Contributions	89.89	89.89		179.78
230 PSERS Retirement Contributions	394.00	394.00		788.00
250 Unemployment Compensation	1.98	1.97		3.95
260 Workers' Compensation	9.31	9.30		18.61
<b>Total Personnel Services – Employee Benefits</b>	<b>\$495.18</b>	<b>\$495.16</b>		<b>\$990.34</b>
<b>500 Other Purchased Services</b>				
580 Travel	52.65	52.65		105.30
<b>Total Other Purchased Services</b>	<b>\$52.65</b>	<b>\$52.65</b>		<b>\$105.30</b>
<b>Total 1430 Homebound Instruction</b>	<b>\$1,757.54</b>	<b>\$1,757.50</b>		<b>\$3,515.04</b>

General Fund (10)

1440 Alternative Regular Education Programs

Elementary

Secondary

Federal

Total

500 Other Purchased Services

561 Tuition To Other School Districts Within the State

3,300.30

3,300.30

6,600.60

**Total Other Purchased Services**

**\$3,300.30**

**\$3,300.30**

**\$6,600.60**

**Total 1440 Alternative Regular Education Programs**

**\$3,300.30**

**\$3,300.30**

**\$6,600.60**

General Fund (10)

1441 Adjudicated / Court-Placed Programs

500 Other Purchased Services

561 Tuition To Other School Districts Within the State

Total Other Purchased Services

Total 1441 Adjudicated / Court-Placed Programs

	<u>Elementary</u>	<u>Secondary</u>	<u>Federal</u>	<u>Total</u>
561 Tuition To Other School Districts Within the State	3,300.30	3,300.30		6,600.60
<b>Total Other Purchased Services</b>	<b>\$3,300.30</b>	<b>\$3,300.30</b>		<b>\$6,600.60</b>
<b>Total 1441 Adjudicated / Court-Placed Programs</b>	<b>\$3,300.30</b>	<b>\$3,300.30</b>		<b>\$6,600.60</b>

LEA : 116191103 Berwick Area SD

Printed 10/31/2018 4:41:46 PM

General Fund (10)

1500 Nonpublic School Programs

Elementary

Secondary

Federal

Total

300 Purchased Professional and Technical Services

323 Professional Educational Services – Other Educational Agencies

8,952.00

8,952.00

**Total Purchased Professional and Technical Services**

**\$8,952.00**

**\$8,952.00**

**Total 1500 Nonpublic School Programs**

**\$8,952.00**

**\$8,952.00**

General Fund (10)

1700 Higher Education Programs for Secondary Students

Elementary

Secondary

Federal

Total

500 Other Purchased Services

510 Student Transportation Services

32,884.92

566 Tuition To Institutions of Higher Education and Technical Institutes

14,373.87

**Total Other Purchased Services**

**\$47,258.79**

600 Supplies

640 Books and Periodicals

4,714.50

**Total Supplies**

**\$4,714.50**

**Total 1700 Higher Education Programs for Secondary Students**

**\$51,973.29**

General Fund (10)

2000 Support Services

Total

100 Personnel Services – Salaries

100 Personnel Services – Salaries 5,004,665.04

Total Personnel Services – Salaries

\$5,004,665.04

200 Personnel Services – Employee Benefits

210 Group Insurance – Contracted Provider 1,151,605.20

220 Social Security Contributions 381,513.23

230 PSERS Retirement Contributions 1,602,600.78

240 Tuition Reimbursement 98,502.75

250 Unemployment Compensation 7,142.09

260 Workers' Compensation 38,752.22

280 Other Post-Employment Benefits (OPEB) 89,174.64

299 All Other Employee Benefits 70,050.02

Total Personnel Services – Employee Benefits

\$3,439,340.93

300 Purchased Professional and Technical Services

322 Professional Educational Services – Ius 21,427.41

324 Professional Educational Services – Employee Training and Development Services 11,181.25

330 Other Professional Services 87,735.12

340 Technical Services 12,886.94

390 Other Purchased Professional and Technical Services 385,911.64

Total Purchased Professional and Technical Services

\$519,142.36

400 Purchased Property Services

410 Cleaning Services 46,848.85

420 Utility Services 121,905.06

430 Repairs and Maintenance Services 105,729.87

440 Rentals 8,659.21

460 Extermination Services 9,735.92

Total Purchased Property Services

\$292,878.91

500 Other Purchased Services

510 Student Transportation Services 193.53

513 Contracted Carriers 1,567,806.29

516 Student Transportation Services From the IU 27,982.09

520 Insurance – General 9,179.14

522 Automotive Liability Insurance 20,720.00

523 General Property and Liability Insurance 159,555.00

529 Other Insurance 48,700.00

530 Communications 103,034.32

549 Other Advertising/Public Relations 14,891.75

550 Printing and Binding 9,834.03

580 Travel 12,863.45

Total Other Purchased Services

\$1,974,759.60

600 Supplies

610 General Supplies 400,942.85

620 Energy 548,949.58

630 Food 10,011.14

LEA : 116191103 Berwick Area SD

Printed 10/31/2018 4:41:49 PM

**General Fund (10)**

**2000 Support Services**

**Total**

**600 Supplies**

640 Books and Periodicals

440,038.16

650 Supplies & Fees – Technology Related

445,895.97

**Total Supplies**

**\$1,845,837.70**

**700 Property**

790 Other Property

40,565.00

**Total Property**

**\$40,565.00**

**800 Other Objects**

810 Dues and Fees

8,186.90

820 Claims and Judgments Against the LEA

14,068.49

**Total Other Objects**

**\$22,255.39**

**Total 2000 Support Services**

**\$13,139,444.93**

**General Fund (10)**

	<u>Elementary</u>	<u>Secondary</u>	<u>Federal</u>	<u>Total</u>
<b>2100 Support Services – Students</b>				
<b>100 Personnel Services – Salaries</b>				
100 Personnel Services – Salaries	229,475.41	613,247.42	19,962.88	1,100,328.42
<b>Total Personnel Services – Salaries</b>	<b>\$229,475.41</b>	<b>\$613,247.42</b>	<b>\$19,962.88</b>	<b>\$1,100,328.42</b>
<b>200 Personnel Services – Employee Benefits</b>				
210 Group Insurance – Contracted Provider	66,910.74	113,299.90		274,765.24
220 Social Security Contributions	18,918.97	47,258.96		84,123.07
230 PSERS Retirement Contributions	80,917.98	199,410.21		357,728.24
250 Unemployment Compensation	260.23	560.97		1,216.53
260 Workers' Compensation	1,936.78	4,778.67		8,555.01
299 All Other Employee Benefits	2,100.00	7,308.34		10,658.34
<b>Total Personnel Services – Employee Benefits</b>	<b>\$171,044.70</b>	<b>\$372,617.05</b>		<b>\$737,046.43</b>
<b>300 Purchased Professional and Technical Services</b>				
324 Professional Educational Services – Employee Training and Development Services			190.00	980.00
330 Other Professional Services	3,233.75	3,233.75		31,467.50
390 Other Purchased Professional and Technical Services				589.00
<b>Total Purchased Professional and Technical Services</b>	<b>\$3,233.75</b>	<b>\$3,233.75</b>	<b>\$190.00</b>	<b>\$33,036.50</b>
<b>500 Other Purchased Services</b>				
510 Student Transportation Services		193.53		193.53
530 Communications				653.62
580 Travel		272.50	450.00	722.50
<b>Total Other Purchased Services</b>		<b>\$466.03</b>	<b>\$450.00</b>	<b>\$1,569.65</b>
<b>600 Supplies</b>				
610 General Supplies	1,987.07	3,487.43		9,033.03
640 Books and Periodicals	91.56			91.56
<b>Total Supplies</b>	<b>\$2,078.63</b>	<b>\$3,487.43</b>		<b>\$9,124.59</b>
<b>800 Other Objects</b>				
810 Dues and Fees		180.00		212.45
<b>Total Other Objects</b>		<b>\$180.00</b>		<b>\$212.45</b>
<b>Total 2100 Support Services – Students</b>	<b>\$405,832.49</b>	<b>\$993,231.68</b>	<b>\$20,602.88</b>	<b>\$1,881,318.04</b>



General Fund (10)

	<u>Elementary</u>	<u>Secondary</u>	<u>Federal</u>	<u>Total</u>
<b>2110 Supervision of Student Services</b>				
<b>100 Personnel Services – Salaries</b>				
100 Personnel Services – Salaries	52,749.58	52,749.57		105,499.15
<b>Total Personnel Services – Salaries</b>	<b>\$52,749.58</b>	<b>\$52,749.57</b>		<b>\$105,499.15</b>
<b>200 Personnel Services – Employee Benefits</b>				
210 Group Insurance – Contracted Provider	195.96	195.96		391.92
220 Social Security Contributions	4,218.82	4,218.81		8,437.63
230 PSERS Retirement Contributions	16,856.32	16,856.32		33,712.64
250 Unemployment Compensation	33.01	33.00		66.01
260 Workers' Compensation	422.29	422.28		844.57
299 All Other Employee Benefits	2,100.00	2,100.00		4,200.00
<b>Total Personnel Services – Employee Benefits</b>	<b>\$23,826.40</b>	<b>\$23,826.37</b>		<b>\$47,652.77</b>
<b>Total 2110 Supervision of Student Services</b>	<b>\$76,575.98</b>	<b>\$76,575.94</b>		<b>\$153,151.92</b>

LEA : 116191103 Berwick Area SD

Printed 10/31/2018 4:41:49 PM

**General Fund (10)**

**2111 Supervision of Student Services – Head of Component**

	<u>Elementary</u>	<u>Secondary</u>	<u>Federal</u>	<u>Total</u>
<b>100 Personnel Services – Salaries</b>				
100 Personnel Services – Salaries	52,749.58	52,749.57		105,499.15
<b>Total Personnel Services – Salaries</b>	<b>\$52,749.58</b>	<b>\$52,749.57</b>		<b>\$105,499.15</b>
<b>200 Personnel Services – Employee Benefits</b>				
210 Group Insurance – Contracted Provider	195.96	195.96		391.92
220 Social Security Contributions	4,218.82	4,218.81		8,437.63
230 PSERS Retirement Contributions	16,856.32	16,856.32		33,712.64
250 Unemployment Compensation	33.01	33.00		66.01
260 Workers' Compensation	422.29	422.28		844.57
299 All Other Employee Benefits	2,100.00	2,100.00		4,200.00
<b>Total Personnel Services – Employee Benefits</b>	<b>\$23,826.40</b>	<b>\$23,826.37</b>		<b>\$47,652.77</b>
<b>Total 2111 Supervision of Student Services – Head of Component</b>	<b>\$76,575.98</b>	<b>\$76,575.94</b>		<b>\$153,151.92</b>

LEA : 116191103 Berwick Area SD

Printed 10/31/2018 4:41:49 PM

**General Fund (10)**

	<u>Elementary</u>	<u>Secondary</u>	<u>Federal</u>	<u>Total</u>
<b>2120 Guidance Services</b>				
<b>100 Personnel Services – Salaries</b>				
100 Personnel Services – Salaries	133,801.12	517,573.15	19,962.88	671,337.15
<b>Total Personnel Services – Salaries</b>	<b>\$133,801.12</b>	<b>\$517,573.15</b>	<b>\$19,962.88</b>	<b>\$671,337.15</b>
<b>200 Personnel Services – Employee Benefits</b>				
210 Group Insurance – Contracted Provider	62,121.24	108,510.40		170,631.64
220 Social Security Contributions	11,432.32	39,772.32		51,204.64
230 PSERS Retirement Contributions	50,081.06	168,573.30		218,654.36
250 Unemployment Compensation	194.22	494.97		689.19
260 Workers' Compensation	1,183.92	4,025.83		5,209.75
299 All Other Employee Benefits		5,208.34		5,208.34
<b>Total Personnel Services – Employee Benefits</b>	<b>\$125,012.76</b>	<b>\$326,585.16</b>		<b>\$451,597.92</b>
<b>500 Other Purchased Services</b>				
510 Student Transportation Services		193.53		193.53
580 Travel		272.50		272.50
<b>Total Other Purchased Services</b>		<b>\$466.03</b>		<b>\$466.03</b>
<b>600 Supplies</b>				
610 General Supplies	1,987.07	3,487.43		5,474.50
640 Books and Periodicals	91.56			91.56
<b>Total Supplies</b>	<b>\$2,078.63</b>	<b>\$3,487.43</b>		<b>\$5,566.06</b>
<b>800 Other Objects</b>				
810 Dues and Fees		180.00		180.00
<b>Total Other Objects</b>		<b>\$180.00</b>		<b>\$180.00</b>
<b>Total 2120 Guidance Services</b>	<b>\$260,892.51</b>	<b>\$848,291.77</b>	<b>\$19,962.88</b>	<b>\$1,129,147.16</b>

General Fund (10)

2130 Attendance Services

Elementary

Secondary

Federal

Total

100 Personnel Services – Salaries

100 Personnel Services – Salaries

69,589.03

**Total Personnel Services – Salaries**

**\$69,589.03**

200 Personnel Services – Employee Benefits

210 Group Insurance – Contracted Provider

18,458.28

220 Social Security Contributions

5,402.36

230 PSERS Retirement Contributions

22,664.98

250 Unemployment Compensation

96.89

260 Workers' Compensation

545.52

299 All Other Employee Benefits

1,250.00

**Total Personnel Services – Employee Benefits**

**\$48,418.03**

300 Purchased Professional and Technical Services

390 Other Purchased Professional and Technical Services

589.00

**Total Purchased Professional and Technical Services**

**\$589.00**

500 Other Purchased Services

530 Communications

653.62

**Total Other Purchased Services**

**\$653.62**

**Total 2130 Attendance Services**

**\$119,249.68**

**General Fund (10)**

	<u>Elementary</u>	<u>Secondary</u>	<u>Federal</u>	<u>Total</u>
<b>2140 Psychological Services</b>				
<b>100 Personnel Services – Salaries</b>				
100 Personnel Services – Salaries	42,924.71	42,924.70		85,849.41
<b>Total Personnel Services – Salaries</b>	<b>\$42,924.71</b>	<b>\$42,924.70</b>		<b>\$85,849.41</b>
<b>200 Personnel Services – Employee Benefits</b>				
210 Group Insurance – Contracted Provider	4,593.54	4,593.54		9,187.08
220 Social Security Contributions	3,267.83	3,267.83		6,535.66
230 PSERS Retirement Contributions	13,980.60	13,980.59		27,961.19
250 Unemployment Compensation	33.00	33.00		66.00
260 Workers' Compensation	330.57	330.56		661.13
<b>Total Personnel Services – Employee Benefits</b>	<b>\$22,205.54</b>	<b>\$22,205.52</b>		<b>\$44,411.06</b>
<b>300 Purchased Professional and Technical Services</b>				
324 Professional Educational Services – Employee Training and Development Services			190.00	190.00
330 Other Professional Services	3,233.75	3,233.75		6,467.50
<b>Total Purchased Professional and Technical Services</b>	<b>\$3,233.75</b>	<b>\$3,233.75</b>	<b>\$190.00</b>	<b>\$6,657.50</b>
<b>500 Other Purchased Services</b>				
580 Travel			450.00	450.00
<b>Total Other Purchased Services</b>			<b>\$450.00</b>	<b>\$450.00</b>
<b>Total 2140 Psychological Services</b>	<b>\$68,364.00</b>	<b>\$68,363.97</b>	<b>\$640.00</b>	<b>\$137,367.97</b>

**General Fund (10)**

**2160 Social Work Services**

Elementary                      Secondary                      Federal                      Total

<b>100</b>	<b><u>Personnel Services – Salaries</u></b>				
	100 Personnel Services – Salaries				1,796.86
<b>Total Personnel Services – Salaries</b>					<b>\$1,796.86</b>
<b>200</b>	<b><u>Personnel Services – Employee Benefits</u></b>				
	220 Social Security Contributions				137.46
	230 PSERS Retirement Contributions				585.24
	250 Unemployment Compensation				11.86
	260 Workers' Compensation				13.84
<b>Total Personnel Services – Employee Benefits</b>					<b>\$748.40</b>
<b>300</b>	<b><u>Purchased Professional and Technical Services</u></b>				
	330 Other Professional Services				25,000.00
<b>Total Purchased Professional and Technical Services</b>					<b>\$25,000.00</b>
<b>600</b>	<b><u>Supplies</u></b>				
	610 General Supplies				1,218.55
<b>Total Supplies</b>					<b>\$1,218.55</b>
<b>Total 2160 Social Work Services</b>					<b>\$28,763.81</b>

General Fund (10)

2170 Student Accounting Services

Elementary

Secondary

Federal

Total

100 Personnel Services – Salaries

100 Personnel Services – Salaries

166,256.82

**Total Personnel Services – Salaries**

**\$166,256.82**

200 Personnel Services – Employee Benefits

210 Group Insurance – Contracted Provider

76,096.32

220 Social Security Contributions

12,405.32

230 PSERS Retirement Contributions

54,149.83

250 Unemployment Compensation

286.58

260 Workers' Compensation

1,280.20

**Total Personnel Services – Employee Benefits**

**\$144,218.25**

300 Purchased Professional and Technical Services

324 Professional Educational Services – Employee Training and Development Services

790.00

**Total Purchased Professional and Technical Services**

**\$790.00**

600 Supplies

610 General Supplies

2,339.98

**Total Supplies**

**\$2,339.98**

800 Other Objects

810 Dues and Fees

32.45

**Total Other Objects**

**\$32.45**

**Total 2170 Student Accounting Services**

**\$313,637.50**

**General Fund (10)**

**2200 Support Services – Instructional Staff**

	<u>Elementary</u>	<u>Secondary</u>	<u>Federal</u>	<u>Total</u>
<b>100 Personnel Services – Salaries</b>				
100 Personnel Services – Salaries	169,059.21	403,527.33		572,586.54
<b>Total Personnel Services – Salaries</b>	<b>\$169,059.21</b>	<b>\$403,527.33</b>		<b>\$572,586.54</b>
<b>200 Personnel Services – Employee Benefits</b>				
210 Group Insurance – Contracted Provider	8,864.46	46,164.72		55,029.18
220 Social Security Contributions	13,244.37	31,349.19		44,593.56
230 PSERS Retirement Contributions	54,665.33	131,049.11		185,714.44
240 Tuition Reimbursement	49,251.38	49,251.37		98,502.75
250 Unemployment Compensation	241.44	476.86		718.30
260 Workers' Compensation	1,333.30	3,158.10		4,491.40
299 All Other Employee Benefits	4,079.17	6,587.51		10,666.68
<b>Total Personnel Services – Employee Benefits</b>	<b>\$131,679.45</b>	<b>\$268,036.86</b>		<b>\$399,716.31</b>
<b>300 Purchased Professional and Technical Services</b>				
322 Professional Educational Services – lus	11,427.41	10,000.00		21,427.41
324 Professional Educational Services – Employee Training and Development Services		175.00	898.30	1,073.30
390 Other Purchased Professional and Technical Services		3,710.00		3,710.00
<b>Total Purchased Professional and Technical Services</b>	<b>\$11,427.41</b>	<b>\$13,885.00</b>	<b>\$898.30</b>	<b>\$26,210.71</b>
<b>500 Other Purchased Services</b>				
530 Communications	1,263.50	1,263.48		2,526.98
550 Printing and Binding	459.50	114.00		573.50
580 Travel	447.01	447.00	883.75	1,777.76
<b>Total Other Purchased Services</b>	<b>\$2,170.01</b>	<b>\$1,824.48</b>	<b>\$883.75</b>	<b>\$4,878.24</b>
<b>600 Supplies</b>				
610 General Supplies	10,517.81	10,992.16		21,509.97
640 Books and Periodicals	37,267.57	74,522.57		111,790.14
<b>Total Supplies</b>	<b>\$47,785.38</b>	<b>\$85,514.73</b>		<b>\$133,300.11</b>
<b>800 Other Objects</b>				
810 Dues and Fees		590.00		590.00
<b>Total Other Objects</b>		<b>\$590.00</b>		<b>\$590.00</b>
<b>Total 2200 Support Services – Instructional Staff</b>	<b>\$362,121.46</b>	<b>\$773,378.40</b>	<b>\$1,782.05</b>	<b>\$1,137,281.91</b>



**General Fund (10)**

**2220 Technology Support Services**

	<u>Elementary</u>	<u>Secondary</u>	<u>Federal</u>	<u>Total</u>
<b>100 Personnel Services – Salaries</b>				
100 Personnel Services – Salaries	38,123.51	38,123.50		76,247.01
<b>Total Personnel Services – Salaries</b>	<b>\$38,123.51</b>	<b>\$38,123.50</b>		<b>\$76,247.01</b>
<b>200 Personnel Services – Employee Benefits</b>				
210 Group Insurance – Contracted Provider	25.20	25.20		50.40
220 Social Security Contributions	3,012.09	3,012.08		6,024.17
230 PSERS Retirement Contributions	12,416.83	12,416.83		24,833.66
250 Unemployment Compensation	33.00	32.99		65.99
260 Workers' Compensation	303.20	303.19		606.39
299 All Other Employee Benefits	1,250.00	1,250.00		2,500.00
<b>Total Personnel Services – Employee Benefits</b>	<b>\$17,040.32</b>	<b>\$17,040.29</b>		<b>\$34,080.61</b>
<b>500 Other Purchased Services</b>				
530 Communications	68.85	68.85		137.70
580 Travel	202.40	202.39		404.79
<b>Total Other Purchased Services</b>	<b>\$271.25</b>	<b>\$271.24</b>		<b>\$542.49</b>
<b>Total 2220 Technology Support Services</b>	<b>\$55,435.08</b>	<b>\$55,435.03</b>		<b>\$110,870.11</b>

**General Fund (10)**

**2250 School Library Services**

	<u>Elementary</u>	<u>Secondary</u>	<u>Federal</u>	<u>Total</u>
<b>100 Personnel Services – Salaries</b>				
100 Personnel Services – Salaries	52,470.80	183,461.75		235,932.55
<b>Total Personnel Services – Salaries</b>	<b>\$52,470.80</b>	<b>\$183,461.75</b>		<b>\$235,932.55</b>
<b>200 Personnel Services – Employee Benefits</b>				
210 Group Insurance – Contracted Provider	8,647.08	24,350.16		32,997.24
220 Social Security Contributions	4,014.06	14,181.49		18,195.55
230 PSERS Retirement Contributions	17,005.28	59,686.63		76,691.91
250 Unemployment Compensation	131.78	268.21		399.99
260 Workers' Compensation	404.13	1,432.05		1,836.18
299 All Other Employee Benefits		2,508.34		2,508.34
<b>Total Personnel Services – Employee Benefits</b>	<b>\$30,202.33</b>	<b>\$102,426.88</b>		<b>\$132,629.21</b>
<b>300 Purchased Professional and Technical Services</b>				
324 Professional Educational Services – Employee Training and Development Services		175.00		175.00
<b>Total Purchased Professional and Technical Services</b>		<b>\$175.00</b>		<b>\$175.00</b>
<b>600 Supplies</b>				
610 General Supplies	547.47	720.75		1,268.22
640 Books and Periodicals	11,626.03	12,290.72		23,916.75
<b>Total Supplies</b>	<b>\$12,173.50</b>	<b>\$13,011.47</b>		<b>\$25,184.97</b>
<b>800 Other Objects</b>				
810 Dues and Fees		590.00		590.00
<b>Total Other Objects</b>		<b>\$590.00</b>		<b>\$590.00</b>
<b>Total 2250 School Library Services</b>	<b>\$94,846.63</b>	<b>\$299,665.10</b>		<b>\$394,511.73</b>

**General Fund (10)**

**2260 Instruction and Curriculum Development Services**

	<u>Elementary</u>	<u>Secondary</u>	<u>Federal</u>	<u>Total</u>
<b>100 Personnel Services – Salaries</b>				
100 Personnel Services – Salaries	78,464.90	181,942.08		260,406.98
<b>Total Personnel Services – Salaries</b>	<b>\$78,464.90</b>	<b>\$181,942.08</b>		<b>\$260,406.98</b>
<b>200 Personnel Services – Employee Benefits</b>				
210 Group Insurance – Contracted Provider	192.18	21,789.36		21,981.54
220 Social Security Contributions	6,218.22	14,155.62		20,373.84
230 PSERS Retirement Contributions	25,243.22	58,945.65		84,188.87
250 Unemployment Compensation	76.66	175.66		252.32
260 Workers' Compensation	625.97	1,422.86		2,048.83
299 All Other Employee Benefits	2,829.17	2,829.17		5,658.34
<b>Total Personnel Services – Employee Benefits</b>	<b>\$35,185.42</b>	<b>\$99,318.32</b>		<b>\$134,503.74</b>
<b>300 Purchased Professional and Technical Services</b>				
322 Professional Educational Services – Ius	11,427.41	10,000.00		21,427.41
390 Other Purchased Professional and Technical Services		3,710.00		3,710.00
<b>Total Purchased Professional and Technical Services</b>	<b>\$11,427.41</b>	<b>\$13,710.00</b>		<b>\$25,137.41</b>
<b>500 Other Purchased Services</b>				
530 Communications	1,194.65	1,194.63		2,389.28
550 Printing and Binding	459.50	114.00		573.50
580 Travel	244.61	244.61		489.22
<b>Total Other Purchased Services</b>	<b>\$1,898.76</b>	<b>\$1,553.24</b>		<b>\$3,452.00</b>
<b>600 Supplies</b>				
610 General Supplies	9,970.34	10,271.41		20,241.75
640 Books and Periodicals	25,641.54	62,231.85		87,873.39
<b>Total Supplies</b>	<b>\$35,611.88</b>	<b>\$72,503.26</b>		<b>\$108,115.14</b>
<b>Total 2260 Instruction and Curriculum Development Services</b>	<b>\$162,588.37</b>	<b>\$369,026.90</b>		<b>\$531,615.27</b>

General Fund (10)

	<u>Elementary</u>	<u>Secondary</u>	<u>Federal</u>	<u>Total</u>
<b>2270 Instructional Staff Professional Development Services</b>				
<b>200 Personnel Services – Employee Benefits</b>				
240 Tuition Reimbursement	49,251.38	49,251.37		98,502.75
<b>Total Personnel Services – Employee Benefits</b>	<b>\$49,251.38</b>	<b>\$49,251.37</b>		<b>\$98,502.75</b>
<b>300 Purchased Professional and Technical Services</b>				
324 Professional Educational Services – Employee Training and Development Services			898.30	898.30
<b>Total Purchased Professional and Technical Services</b>			<b>\$898.30</b>	<b>\$898.30</b>
<b>500 Other Purchased Services</b>				
580 Travel			883.75	883.75
<b>Total Other Purchased Services</b>			<b>\$883.75</b>	<b>\$883.75</b>
<b>Total 2270 Instructional Staff Professional Development Services</b>	<b>\$49,251.38</b>	<b>\$49,251.37</b>	<b>\$1,782.05</b>	<b>\$100,284.80</b>

**General Fund (10)**

**2300 Support Services – Administration**

	<u>Elementary</u>	<u>Secondary</u>	<u>Federal</u>	<u>Total</u>
<b>100 Personnel Services – Salaries</b>				
100 Personnel Services – Salaries	393,512.43	470,566.08		1,119,604.21
<b>Total Personnel Services – Salaries</b>	<b>\$393,512.43</b>	<b>\$470,566.08</b>		<b>\$1,119,604.21</b>
<b>200 Personnel Services – Employee Benefits</b>				
210 Group Insurance – Contracted Provider	69,929.52	107,638.44		196,337.04
220 Social Security Contributions	29,997.92	36,501.49		83,723.51
230 PSERS Retirement Contributions	126,370.56	151,252.42		343,313.23
250 Unemployment Compensation	451.07	550.89		1,133.99
260 Workers' Compensation	3,094.60	3,690.98		8,428.10
280 Other Post-Employment Benefits (OPEB)				14,399.64
299 All Other Employee Benefits	8,400.00	8,700.00		17,100.00
<b>Total Personnel Services – Employee Benefits</b>	<b>\$238,243.67</b>	<b>\$308,334.22</b>		<b>\$664,435.51</b>
<b>300 Purchased Professional and Technical Services</b>				
324 Professional Educational Services – Employee Training and Development Services				297.00
330 Other Professional Services				12,492.50
340 Technical Services				4,488.63
390 Other Purchased Professional and Technical Services				54,804.02
<b>Total Purchased Professional and Technical Services</b>				<b>\$72,082.15</b>
<b>500 Other Purchased Services</b>				
520 Insurance – General				8,776.14
530 Communications	3,656.32	4,105.26		9,893.23
549 Other Advertising/Public Relations				(271.25)
550 Printing and Binding	180.62	7,675.22		9,260.53
580 Travel	284.62	419.00		1,178.92
<b>Total Other Purchased Services</b>	<b>\$4,121.56</b>	<b>\$12,199.48</b>		<b>\$28,837.57</b>
<b>600 Supplies</b>				
610 General Supplies	2,687.02	4,000.33		9,042.69
<b>Total Supplies</b>	<b>\$2,687.02</b>	<b>\$4,000.33</b>		<b>\$9,042.69</b>
<b>800 Other Objects</b>				
810 Dues and Fees	1,785.00	2,380.00		6,904.00
820 Claims and Judgments Against the LEA				14,068.49
<b>Total Other Objects</b>	<b>\$1,785.00</b>	<b>\$2,380.00</b>		<b>\$20,972.49</b>
<b>Total 2300 Support Services – Administration</b>	<b>\$640,349.68</b>	<b>\$797,480.11</b>		<b>\$1,914,974.62</b>

**General Fund (10)**

**2310 Board Services**

	<u>Elementary</u>	<u>Secondary</u>	<u>Federal</u>	<u>Total</u>
<b>100 Personnel Services – Salaries</b>				
100 Personnel Services – Salaries				6,370.00
<b>Total Personnel Services – Salaries</b>				<b>\$6,370.00</b>
<b>200 Personnel Services – Employee Benefits</b>				
210 Group Insurance – Contracted Provider				2,267.52
220 Social Security Contributions				487.24
230 PSERS Retirement Contributions				2,074.80
250 Unemployment Compensation				8.27
260 Workers' Compensation				49.14
<b>Total Personnel Services – Employee Benefits</b>				<b>\$4,886.97</b>
<b>300 Purchased Professional and Technical Services</b>				
324 Professional Educational Services – Employee Training and Development Services				297.00
390 Other Purchased Professional and Technical Services				314.50
<b>Total Purchased Professional and Technical Services</b>				<b>\$611.50</b>
<b>600 Supplies</b>				
610 General Supplies				778.15
<b>Total Supplies</b>				<b>\$778.15</b>
<b>800 Other Objects</b>				
820 Claims and Judgments Against the LEA				14,068.49
<b>Total Other Objects</b>				<b>\$14,068.49</b>
<b>Total 2310 Board Services</b>				<b>\$26,715.11</b>

**General Fund (10)**

	<u>Elementary</u>	<u>Secondary</u>	<u>Federal</u>	<u>Total</u>
<b>2330 Tax Assessment and Collection Services</b>				
<b>100 Personnel Services – Salaries</b>				
100 Personnel Services – Salaries				42,242.50
<b>Total Personnel Services – Salaries</b>				<b>\$42,242.50</b>
<b>200 Personnel Services – Employee Benefits</b>				
220 Social Security Contributions				3,231.56
<b>Total Personnel Services – Employee Benefits</b>				<b>\$3,231.56</b>
<b>300 Purchased Professional and Technical Services</b>				
390 Other Purchased Professional and Technical Services				51,803.91
<b>Total Purchased Professional and Technical Services</b>				<b>\$51,803.91</b>
<b>500 Other Purchased Services</b>				
520 Insurance – General				8,776.14
530 Communications				2,131.65
550 Printing and Binding				1,404.69
<b>Total Other Purchased Services</b>				<b>\$12,312.48</b>
<b>600 Supplies</b>				
610 General Supplies				298.12
<b>Total Supplies</b>				<b>\$298.12</b>
<b>Total 2330 Tax Assessment and Collection Services</b>				<b>\$109,888.57</b>

LEA : 116191103 Berwick Area SD

Printed 10/31/2018 4:41:49 PM

General Fund (10)

2350 Legal and Accounting Services

Elementary

Secondary

Federal

Total

300 Purchased Professional and Technical Services

330 Other Professional Services

12,492.50

390 Other Purchased Professional and Technical Services

565.50

**Total Purchased Professional and Technical Services**

**\$13,058.00**

**Total 2350 Legal and Accounting Services**

**\$13,058.00**



**General Fund (10)**

**2360 Office of the Superintendent / Executive Director Services**

	<u>Elementary</u>	<u>Secondary</u>	<u>Federal</u>	<u>Total</u>
<b>100 Personnel Services – Salaries</b>				
100 Personnel Services – Salaries				206,913.20
<b>Total Personnel Services – Salaries</b>				<b>\$206,913.20</b>
<b>200 Personnel Services – Employee Benefits</b>				
210 Group Insurance – Contracted Provider				16,501.56
220 Social Security Contributions				13,505.30
230 PSERS Retirement Contributions				63,615.45
250 Unemployment Compensation				123.76
260 Workers' Compensation				1,593.38
280 Other Post-Employment Benefits (OPEB)				14,399.64
<b>Total Personnel Services – Employee Benefits</b>				<b>\$109,739.09</b>
<b>300 Purchased Professional and Technical Services</b>				
340 Technical Services				4,488.63
390 Other Purchased Professional and Technical Services				2,120.11
<b>Total Purchased Professional and Technical Services</b>				<b>\$6,608.74</b>
<b>500 Other Purchased Services</b>				
530 Communications	336.45	336.44		672.89
549 Other Advertising/Public Relations				(271.25)
580 Travel				475.30
<b>Total Other Purchased Services</b>	<b>\$336.45</b>	<b>\$336.44</b>		<b>\$876.94</b>
<b>600 Supplies</b>				
610 General Supplies				1,279.07
<b>Total Supplies</b>				<b>\$1,279.07</b>
<b>800 Other Objects</b>				
810 Dues and Fees				2,739.00
<b>Total Other Objects</b>				<b>\$2,739.00</b>
<b>Total 2360 Office of the Superintendent / Executive Director Services</b>	<b>\$336.45</b>	<b>\$336.44</b>		<b>\$328,156.04</b>

**General Fund (10)**

**2380 Office of the Principal Services**

**100 Personnel Services – Salaries**

	<u>Elementary</u>	<u>Secondary</u>	<u>Federal</u>	<u>Total</u>
100 Personnel Services – Salaries	393,512.43	470,566.08		864,078.51
<b>Total Personnel Services – Salaries</b>	<b>\$393,512.43</b>	<b>\$470,566.08</b>		<b>\$864,078.51</b>

**200 Personnel Services – Employee Benefits**

210 Group Insurance – Contracted Provider	69,929.52	107,638.44		177,567.96
220 Social Security Contributions	29,997.92	36,501.49		66,499.41
230 PSERS Retirement Contributions	126,370.56	151,252.42		277,622.98
250 Unemployment Compensation	451.07	550.89		1,001.96
260 Workers' Compensation	3,094.60	3,690.98		6,785.58
299 All Other Employee Benefits	8,400.00	8,700.00		17,100.00
<b>Total Personnel Services – Employee Benefits</b>	<b>\$238,243.67</b>	<b>\$308,334.22</b>		<b>\$546,577.89</b>

**500 Other Purchased Services**

530 Communications	3,319.87	3,768.82		7,088.69
550 Printing and Binding	180.62	7,675.22		7,855.84
580 Travel	284.62	419.00		703.62
<b>Total Other Purchased Services</b>	<b>\$3,785.11</b>	<b>\$11,863.04</b>		<b>\$15,648.15</b>

**600 Supplies**

610 General Supplies	2,687.02	4,000.33		6,687.35
<b>Total Supplies</b>	<b>\$2,687.02</b>	<b>\$4,000.33</b>		<b>\$6,687.35</b>

**800 Other Objects**

810 Dues and Fees	1,785.00	2,380.00		4,165.00
<b>Total Other Objects</b>	<b>\$1,785.00</b>	<b>\$2,380.00</b>		<b>\$4,165.00</b>

**Total 2380 Office of the Principal Services**

	<b>\$640,013.23</b>	<b>\$797,143.67</b>		<b>\$1,437,156.90</b>
--	---------------------	---------------------	--	-----------------------

**General Fund (10)**

**2400 Support Services – Pupil Health**

**100 Personnel Services – Salaries**

	<u>Elementary</u>	<u>Secondary</u>	<u>Federal</u>	<u>Total</u>
100 Personnel Services – Salaries			1,552.25	314,099.54

<b>Total Personnel Services – Salaries</b>			<b>\$1,552.25</b>	<b>\$314,099.54</b>
--	--	--	-------------------	---------------------

**200 Personnel Services – Employee Benefits**

210 Group Insurance – Contracted Provider				116,439.55
220 Social Security Contributions			118.22	23,785.54
230 PSERS Retirement Contributions			252.79	102,264.43
250 Unemployment Compensation			0.76	621.40
260 Workers' Compensation			11.97	2,437.15
280 Other Post-Employment Benefits (OPEB)				19,565.00
299 All Other Employee Benefits				2,500.00

<b>Total Personnel Services – Employee Benefits</b>			<b>\$383.74</b>	<b>\$267,613.07</b>
---	--	--	-----------------	---------------------

**300 Purchased Professional and Technical Services**

324 Professional Educational Services – Employee Training and Development Services				130.00
330 Other Professional Services				5,349.00
390 Other Purchased Professional and Technical Services				210.00

<b>Total Purchased Professional and Technical Services</b>				<b>\$5,689.00</b>
--	--	--	--	-------------------

**500 Other Purchased Services**

520 Insurance – General				403.00
580 Travel				651.09

<b>Total Other Purchased Services</b>				<b>\$1,054.09</b>
---------------------------------------	--	--	--	-------------------

**600 Supplies**

610 General Supplies				8,469.39
----------------------	--	--	--	----------

<b>Total Supplies</b>				<b>\$8,469.39</b>
-----------------------	--	--	--	-------------------

<b>Total 2400 Support Services – Pupil Health</b>			<b>\$1,935.99</b>	<b>\$596,925.09</b>
---	--	--	-------------------	---------------------

**General Fund (10)**

**2420 Medical Services**

	<u>Elementary</u>	<u>Secondary</u>	<u>Federal</u>	<u>Total</u>
<b>100 Personnel Services – Salaries</b>				
100 Personnel Services – Salaries			1,552.25	314,099.54
<b>Total Personnel Services – Salaries</b>			<b>\$1,552.25</b>	<b>\$314,099.54</b>
<b>200 Personnel Services – Employee Benefits</b>				
210 Group Insurance – Contracted Provider				116,439.55
220 Social Security Contributions			118.22	23,785.54
230 PSERS Retirement Contributions			252.79	102,264.43
250 Unemployment Compensation			0.76	621.40
260 Workers' Compensation			11.97	2,437.15
280 Other Post-Employment Benefits (OPEB)				19,565.00
299 All Other Employee Benefits				2,500.00
<b>Total Personnel Services – Employee Benefits</b>			<b>\$383.74</b>	<b>\$267,613.07</b>
<b>300 Purchased Professional and Technical Services</b>				
324 Professional Educational Services – Employee Training and Development Services				130.00
330 Other Professional Services				5,349.00
390 Other Purchased Professional and Technical Services				210.00
<b>Total Purchased Professional and Technical Services</b>				<b>\$5,689.00</b>
<b>500 Other Purchased Services</b>				
520 Insurance – General				403.00
580 Travel				651.09
<b>Total Other Purchased Services</b>				<b>\$1,054.09</b>
<b>600 Supplies</b>				
610 General Supplies				8,469.39
<b>Total Supplies</b>				<b>\$8,469.39</b>
<b>Total 2420 Medical Services</b>			<b>\$1,935.99</b>	<b>\$596,925.09</b>

General Fund (10)

2500 Support Services – Business

Elementary                      Secondary                      Federal                      Total

100 Personnel Services – Salaries

100 Personnel Services – Salaries 317,901.75

**Total Personnel Services – Salaries \$317,901.75**

200 Personnel Services – Employee Benefits

210 Group Insurance – Contracted Provider 57,403.02

220 Social Security Contributions 24,252.36

230 PSERS Retirement Contributions 103,540.77

250 Unemployment Compensation 397.39

260 Workers' Compensation 2,488.04

299 All Other Employee Benefits 5,175.00

**Total Personnel Services – Employee Benefits \$193,256.58**

300 Purchased Professional and Technical Services

324 Professional Educational Services – Employee Training and Development Services 688.00

390 Other Purchased Professional and Technical Services 15,525.41

**Total Purchased Professional and Technical Services \$16,213.41**

500 Other Purchased Services

530 Communications 1,060.91

580 Travel 138.78

**Total Other Purchased Services \$1,199.69**

600 Supplies

610 General Supplies 5,233.96

**Total Supplies \$5,233.96**

800 Other Objects

810 Dues and Fees 149.95

**Total Other Objects \$149.95**

**Total 2500 Support Services – Business \$533,955.34**

**General Fund (10)**

**2510 Fiscal Services**

Elementary                      Secondary                      Federal                      Total

<b>100</b>	<b><u>Personnel Services – Salaries</u></b>			
	100 Personnel Services – Salaries			317,901.75
<b>Total Personnel Services – Salaries</b>				<b>\$317,901.75</b>
<b>200</b>	<b><u>Personnel Services – Employee Benefits</u></b>			
	210 Group Insurance – Contracted Provider			57,403.02
	220 Social Security Contributions			24,252.36
	230 PSERS Retirement Contributions			103,540.77
	250 Unemployment Compensation			397.39
	260 Workers' Compensation			2,488.04
	299 All Other Employee Benefits			5,175.00
<b>Total Personnel Services – Employee Benefits</b>				<b>\$193,256.58</b>
<b>300</b>	<b><u>Purchased Professional and Technical Services</u></b>			
	324 Professional Educational Services – Employee Training and Development Services			688.00
	390 Other Purchased Professional and Technical Services			15,525.41
<b>Total Purchased Professional and Technical Services</b>				<b>\$16,213.41</b>
<b>500</b>	<b><u>Other Purchased Services</u></b>			
	530 Communications			1,060.91
	580 Travel			138.78
<b>Total Other Purchased Services</b>				<b>\$1,199.69</b>
<b>600</b>	<b><u>Supplies</u></b>			
	610 General Supplies			5,233.96
<b>Total Supplies</b>				<b>\$5,233.96</b>
<b>800</b>	<b><u>Other Objects</u></b>			
	810 Dues and Fees			149.95
<b>Total Other Objects</b>				<b>\$149.95</b>
<b>Total 2510 Fiscal Services</b>				<b>\$533,955.34</b>

**General Fund (10)**

**2511 Supervision of Fiscal Services - Head of Component**

	<u>Elementary</u>	<u>Secondary</u>	<u>Federal</u>	<u>Total</u>
<b>100 <u>Personnel Services – Salaries</u></b>				
100 Personnel Services – Salaries				82,400.00
<b>Total Personnel Services – Salaries</b>				<b>\$82,400.00</b>
<b>200 <u>Personnel Services – Employee Benefits</u></b>				
210 Group Insurance – Contracted Provider				11,717.16
220 Social Security Contributions				6,319.87
230 PSERS Retirement Contributions				26,837.64
250 Unemployment Compensation				66.01
260 Workers' Compensation				634.40
<b>Total Personnel Services – Employee Benefits</b>				<b>\$45,575.08</b>
<b>300 <u>Purchased Professional and Technical Services</u></b>				
324 Professional Educational Services – Employee Training and Development Services				688.00
390 Other Purchased Professional and Technical Services				15,525.41
<b>Total Purchased Professional and Technical Services</b>				<b>\$16,213.41</b>
<b>500 <u>Other Purchased Services</u></b>				
530 Communications				1,060.91
580 Travel				138.78
<b>Total Other Purchased Services</b>				<b>\$1,199.69</b>
<b>600 <u>Supplies</u></b>				
610 General Supplies				5,233.96
<b>Total Supplies</b>				<b>\$5,233.96</b>
<b>800 <u>Other Objects</u></b>				
810 Dues and Fees				149.95
<b>Total Other Objects</b>				<b>\$149.95</b>
<b>Total 2511 Supervision of Fiscal Services - Head of Component</b>				<b>\$150,772.09</b>

General Fund (10)

2513 Receiving and Disbursing Funds Services

Elementary

Secondary

Federal

Total

100 Personnel Services – Salaries

100 Personnel Services – Salaries

45,208.80

**Total Personnel Services – Salaries**

**\$45,208.80**

200 Personnel Services – Employee Benefits

210 Group Insurance – Contracted Provider

50.40

220 Social Security Contributions

3,267.23

230 PSERS Retirement Contributions

14,724.58

250 Unemployment Compensation

66.02

260 Workers' Compensation

367.40

299 All Other Employee Benefits

2,500.00

**Total Personnel Services – Employee Benefits**

**\$20,975.63**

**Total 2513 Receiving and Disbursing Funds Services**

**\$66,184.43**



General Fund (10)

2514 Payroll Services

Elementary

Secondary

Federal

Total

100 Personnel Services – Salaries

100 Personnel Services – Salaries

57,313.35

**Total Personnel Services – Salaries**

**\$57,313.35**

200 Personnel Services – Employee Benefits

210 Group Insurance – Contracted Provider

9,057.24

220 Social Security Contributions

4,400.09

230 PSERS Retirement Contributions

18,667.02

250 Unemployment Compensation

65.98

260 Workers' Compensation

441.43

**Total Personnel Services – Employee Benefits**

**\$32,631.76**

**Total 2514 Payroll Services**

**\$89,945.11**

General Fund (10)

2515 Financial Accounting Services

Elementary

Secondary

Federal

Total

100 Personnel Services – Salaries

100 Personnel Services – Salaries

132,979.60

**Total Personnel Services – Salaries**

**\$132,979.60**

200 Personnel Services – Employee Benefits

210 Group Insurance – Contracted Provider

36,578.22

220 Social Security Contributions

10,265.17

230 PSERS Retirement Contributions

43,311.53

250 Unemployment Compensation

199.38

260 Workers' Compensation

1,044.81

299 All Other Employee Benefits

2,675.00

**Total Personnel Services – Employee Benefits**

**\$94,074.11**

**Total 2515 Financial Accounting Services**

**\$227,053.71**



General Fund (10)

2610 Supervision of Operation and Maintenance of Plant Services

Elementary

Secondary

Federal

Total

100 Personnel Services – Salaries

100 Personnel Services – Salaries

66,248.91

**Total Personnel Services – Salaries**

**\$66,248.91**

200 Personnel Services – Employee Benefits

210 Group Insurance – Contracted Provider

245.76

220 Social Security Contributions

5,400.36

230 PSERS Retirement Contributions

19,949.25

250 Unemployment Compensation

130.35

260 Workers' Compensation

542.59

299 All Other Employee Benefits

4,200.00

**Total Personnel Services – Employee Benefits**

**\$30,468.31**

**Total 2610 Supervision of Operation and Maintenance of Plant Services**

**\$96,717.22**

General Fund (10)

2611 Supervision of Operation and Maintenance of Plant Services – Head of Component

Elementary

Secondary

Federal

Total

100 Personnel Services – Salaries

100 Personnel Services – Salaries

66,248.91

**Total Personnel Services – Salaries**

**\$66,248.91**

200 Personnel Services – Employee Benefits

210 Group Insurance – Contracted Provider

245.76

220 Social Security Contributions

5,400.36

230 PSERS Retirement Contributions

19,949.25

250 Unemployment Compensation

130.35

260 Workers' Compensation

542.59

299 All Other Employee Benefits

4,200.00

**Total Personnel Services – Employee Benefits**

**\$30,468.31**

**Total 2611 Supervision of Operation and Maintenance of Plant Services – Head of Component**

**\$96,717.22**

**General Fund (10)**

**2620 Operation of Buildings Services**

**100 Personnel Services – Salaries**

	<u>Elementary</u>	<u>Secondary</u>	<u>Federal</u>	<u>Total</u>
100 Personnel Services – Salaries				1,172,550.15

<b>Total Personnel Services – Salaries</b>				<b>\$1,172,550.15</b>
--	--	--	--	-----------------------

**200 Personnel Services – Employee Benefits**

				395,398.33
--	--	--	--	------------

210 Group Insurance – Contracted Provider				395,398.33
---	--	--	--	------------

220 Social Security Contributions				89,309.00
-----------------------------------	--	--	--	-----------

230 PSERS Retirement Contributions				379,418.80
------------------------------------	--	--	--	------------

250 Unemployment Compensation				2,384.06
-------------------------------	--	--	--	----------

260 Workers' Compensation				9,120.34
---------------------------	--	--	--	----------

280 Other Post-Employment Benefits (OPEB)				2,210.00
---	--	--	--	----------

299 All Other Employee Benefits				11,800.00
---------------------------------	--	--	--	-----------

<b>Total Personnel Services – Employee Benefits</b>				<b>\$889,640.53</b>
---	--	--	--	---------------------

**300 Purchased Professional and Technical Services**

390 Other Purchased Professional and Technical Services				166,134.42
---	--	--	--	------------

<b>Total Purchased Professional and Technical Services</b>				<b>\$166,134.42</b>
--	--	--	--	---------------------

**400 Purchased Property Services**

410 Cleaning Services				46,848.85
-----------------------	--	--	--	-----------

420 Utility Services				121,905.06
----------------------	--	--	--	------------

430 Repairs and Maintenance Services				105,729.87
--------------------------------------	--	--	--	------------

440 Rentals				8,659.21
-------------	--	--	--	----------

460 Extermination Services				9,735.92
----------------------------	--	--	--	----------

<b>Total Purchased Property Services</b>				<b>\$292,878.91</b>
--	--	--	--	---------------------

**500 Other Purchased Services**

522 Automotive Liability Insurance				20,720.00
------------------------------------	--	--	--	-----------

523 General Property and Liability Insurance				159,555.00
--	--	--	--	------------

529 Other Insurance				48,700.00
---------------------	--	--	--	-----------

530 Communications				56,058.46
--------------------	--	--	--	-----------

<b>Total Other Purchased Services</b>				<b>\$285,033.46</b>
---------------------------------------	--	--	--	---------------------

**600 Supplies**

610 General Supplies	85,106.93	117,505.75		202,612.68
----------------------	-----------	------------	--	------------

620 Energy				548,851.70
------------	--	--	--	------------

<b>Total Supplies</b>	<b>\$85,106.93</b>	<b>\$117,505.75</b>		<b>\$751,464.38</b>
-----------------------	--------------------	---------------------	--	---------------------

**800 Other Objects**

810 Dues and Fees				330.50
-------------------	--	--	--	--------

<b>Total Other Objects</b>				<b>\$330.50</b>
----------------------------	--	--	--	-----------------

<b>Total 2620 Operation of Buildings Services</b>	<b>\$85,106.93</b>	<b>\$117,505.75</b>		<b>\$3,558,032.35</b>
---	--------------------	---------------------	--	-----------------------

LEA : 116191103 Berwick Area SD

Printed 10/31/2018 4:41:49 PM

General Fund (10)

2650 Vehicle Operation and Maintenance Services (Other Than Student Transportation Vehicles)

Elementary

Secondary

Federal

Total

700 Property

790 Other Property

15,165.00

**Total Property** **\$15,165.00**

**Total 2650 Vehicle Operation and Maintenance Services (Other Than Student Transportation Vehicles)** **\$15,165.00**

**General Fund (10)**

**2660 Safety and Security Services**

**100 Personnel Services – Salaries**

	<u>Elementary</u>	<u>Secondary</u>	<u>Federal</u>	<u>Total</u>
100 Personnel Services – Salaries				56,999.60
<b>Total Personnel Services – Salaries</b>				<b>\$56,999.60</b>
<b>200 Personnel Services – Employee Benefits</b>				
220 Social Security Contributions				4,360.51
230 PSERS Retirement Contributions				18,565.89
250 Unemployment Compensation				177.11
260 Workers' Compensation				438.92
<b>Total Personnel Services – Employee Benefits</b>				<b>\$23,542.43</b>
<b>300 Purchased Professional and Technical Services</b>				
390 Other Purchased Professional and Technical Services				1,584.00
<b>Total Purchased Professional and Technical Services</b>				<b>\$1,584.00</b>
<b>500 Other Purchased Services</b>				
530 Communications				1,595.88
<b>Total Other Purchased Services</b>				<b>\$1,595.88</b>
<b>600 Supplies</b>				
610 General Supplies	1,931.53	1,931.52		3,863.05
<b>Total Supplies</b>	<b>\$1,931.53</b>	<b>\$1,931.52</b>		<b>\$3,863.05</b>
<b>Total 2660 Safety and Security Services</b>	<b>\$1,931.53</b>	<b>\$1,931.52</b>		<b>\$87,584.96</b>

**Total Personnel Services – Salaries**

**200 Personnel Services – Employee Benefits**

**300 Purchased Professional and Technical Services**

**Total Purchased Professional and Technical Services**

**500 Other Purchased Services**

**Total Other Purchased Services**

**600 Supplies**

**Total 2660 Safety and Security Services**



**General Fund (10)**

**2700 Student Transportation Services**

Elementary                      Secondary                      Federal                      Total

<b>100</b>	<b><u>Personnel Services – Salaries</u></b>			
100	Personnel Services – Salaries			28,774.20
<b>Total Personnel Services – Salaries</b>				<b>\$28,774.20</b>
<b>200</b>	<b><u>Personnel Services – Employee Benefits</u></b>			
210	Group Insurance – Contracted Provider			25.20
220	Social Security Contributions			2,297.04
230	PSERS Retirement Contributions			9,371.70
250	Unemployment Compensation			32.98
260	Workers' Compensation			231.14
280	Other Post-Employment Benefits (OPEB)			53,000.00
299	All Other Employee Benefits			1,250.00
<b>Total Personnel Services – Employee Benefits</b>				<b>\$66,208.06</b>
<b>300</b>	<b><u>Purchased Professional and Technical Services</u></b>			
390	Other Purchased Professional and Technical Services			5,685.05
<b>Total Purchased Professional and Technical Services</b>				<b>\$5,685.05</b>
<b>500</b>	<b><u>Other Purchased Services</u></b>			
513	Contracted Carriers			1,567,806.29
516	Student Transportation Services From the IU			27,982.09
530	Communications			113.40
580	Travel			189.71
<b>Total Other Purchased Services</b>				<b>\$1,596,091.49</b>
<b>600</b>	<b><u>Supplies</u></b>			
610	General Supplies			370.43
620	Energy			97.88
<b>Total Supplies</b>				<b>\$468.31</b>
<b>700</b>	<b><u>Property</u></b>			
790	Other Property			25,400.00
<b>Total Property</b>				<b>\$25,400.00</b>
<b>Total 2700 Student Transportation Services</b>				<b>\$1,722,627.11</b>

General Fund (10)

2710 Supervision of Student Transportation Services

Elementary

Secondary

Federal

Total

200 Personnel Services – Employee Benefits

280 Other Post-Employment Benefits (OPEB)

53,000.00

**Total Personnel Services – Employee Benefits**

**\$53,000.00**

**Total 2710 Supervision of Student Transportation Services**

**\$53,000.00**

General Fund (10)

2711 Supervision of Student Transportation Services – Head of Component

Elementary

Secondary

Federal

Total

200 Personnel Services – Employee Benefits

280 Other Post-Employment Benefits (OPEB)

53,000.00

**Total Personnel Services – Employee Benefits**

**\$53,000.00**

**Total 2711 Supervision of Student Transportation Services – Head of Component**

**\$53,000.00**

**General Fund (10)**

**2720 Vehicle Operation Services**

Elementary                      Secondary                      Federal                      Total

<b>100</b>	<b><u>Personnel Services – Salaries</u></b>			
	100 Personnel Services – Salaries			28,774.20
<b>Total Personnel Services – Salaries</b>				<b>\$28,774.20</b>
<b>200</b>	<b><u>Personnel Services – Employee Benefits</u></b>			
	210 Group Insurance – Contracted Provider			25.20
	220 Social Security Contributions			2,297.04
	230 PSERS Retirement Contributions			9,371.70
	250 Unemployment Compensation			32.98
	260 Workers' Compensation			231.14
	299 All Other Employee Benefits			1,250.00
<b>Total Personnel Services – Employee Benefits</b>				<b>\$13,208.06</b>
<b>300</b>	<b><u>Purchased Professional and Technical Services</u></b>			
	390 Other Purchased Professional and Technical Services			5,685.05
<b>Total Purchased Professional and Technical Services</b>				<b>\$5,685.05</b>
<b>500</b>	<b><u>Other Purchased Services</u></b>			
	513 Contracted Carriers			1,506,929.18
	516 Student Transportation Services From the IU			27,982.09
	530 Communications			113.40
	580 Travel			189.71
<b>Total Other Purchased Services</b>				<b>\$1,535,214.38</b>
<b>600</b>	<b><u>Supplies</u></b>			
	610 General Supplies			370.43
	620 Energy			97.88
<b>Total Supplies</b>				<b>\$468.31</b>
<b>700</b>	<b><u>Property</u></b>			
	790 Other Property			25,400.00
<b>Total Property</b>				<b>\$25,400.00</b>
<b>Total 2720 Vehicle Operation Services</b>				<b>\$1,608,750.00</b>

General Fund (10)

2750 Nonpublic Transportation

Elementary

Secondary

Federal

Total

500 Other Purchased Services

513 Contracted Carriers

60,877.11

**Total Other Purchased Services**

**\$60,877.11**

**Total 2750 Nonpublic Transportation**

**\$60,877.11**

**General Fund (10)**

**2800 Support Services – Central**

	<u>Elementary</u>	<u>Secondary</u>	<u>Federal</u>	<u>Total</u>
<b>100 Personnel Services – Salaries</b>				
100 Personnel Services – Salaries			2,168.63	255,571.72
<b>Total Personnel Services – Salaries</b>			<b>\$2,168.63</b>	<b>\$255,571.72</b>
<b>200 Personnel Services – Employee Benefits</b>				
210 Group Insurance – Contracted Provider				55,961.88
220 Social Security Contributions			165.89	19,668.28
230 PSERS Retirement Contributions			353.16	82,734.03
250 Unemployment Compensation				329.98
260 Workers' Compensation			16.70	2,019.53
299 All Other Employee Benefits				6,700.00
<b>Total Personnel Services – Employee Benefits</b>			<b>\$535.75</b>	<b>\$167,413.70</b>
<b>300 Purchased Professional and Technical Services</b>				
324 Professional Educational Services – Employee Training and Development Services				8,012.95
330 Other Professional Services				38,426.12
340 Technical Services				8,398.31
390 Other Purchased Professional and Technical Services				137,669.74
<b>Total Purchased Professional and Technical Services</b>				<b>\$192,507.12</b>
<b>500 Other Purchased Services</b>				
530 Communications				31,131.84
549 Other Advertising/Public Relations				15,163.00
580 Travel				8,204.69
<b>Total Other Purchased Services</b>				<b>\$54,499.53</b>
<b>600 Supplies</b>				
610 General Supplies				140,807.65
640 Books and Periodicals				328,156.46
650 Supplies & Fees – Technology Related				445,895.97
<b>Total Supplies</b>				<b>\$914,860.08</b>
<b>Total 2800 Support Services – Central</b>			<b>\$2,704.38</b>	<b>\$1,584,852.15</b>

General Fund (10)

2810 Planning, Research, Development and Evaluation Services

Elementary

Secondary

Federal

Total

100 Personnel Services – Salaries

100 Personnel Services – Salaries 253,403.09

**Total Personnel Services – Salaries \$253,403.09**

200 Personnel Services – Employee Benefits

210 Group Insurance – Contracted Provider 55,961.88

220 Social Security Contributions 19,502.39

230 PSERS Retirement Contributions 82,027.70

250 Unemployment Compensation 329.98

260 Workers' Compensation 2,002.83

299 All Other Employee Benefits 6,700.00

**Total Personnel Services – Employee Benefits \$166,524.78**

300 Purchased Professional and Technical Services

324 Professional Educational Services – Employee Training and Development Services 650.00

340 Technical Services 8,398.31

390 Other Purchased Professional and Technical Services 70,841.38

**Total Purchased Professional and Technical Services \$79,889.69**

500 Other Purchased Services

530 Communications 5,589.58

580 Travel 2,045.39

**Total Other Purchased Services \$7,634.97**

600 Supplies

610 General Supplies 129,347.07

640 Books and Periodicals 328,156.46

650 Supplies & Fees – Technology Related 445,895.97

**Total Supplies \$903,399.50**

**Total 2810 Planning, Research, Development and Evaluation Services \$1,410,852.03**

General Fund (10)

2830 Staff Services

100 Personnel Services – Salaries

100 Personnel Services – Salaries

Total Personnel Services – Salaries

200 Personnel Services – Employee Benefits

220 Social Security Contributions

230 PSERS Retirement Contributions

260 Workers' Compensation

Total Personnel Services – Employee Benefits

300 Purchased Professional and Technical Services

324 Professional Educational Services – Employee Training and Development Services

390 Other Purchased Professional and Technical Services

Total Purchased Professional and Technical Services

500 Other Purchased Services

580 Travel

Total Other Purchased Services

Total 2830 Staff Services

Elementary

Secondary

Federal

Total

2,168.63

2,168.63

\$2,168.63

\$2,168.63

165.89

165.89

353.16

706.33

16.70

16.70

\$535.75

\$888.92

7,362.95

21,261.38

\$28,624.33

6,159.30

\$6,159.30

\$2,704.38

\$37,841.18





General Fund (10)

2860 Management Services

Elementary

Secondary

Federal

Total

300 Purchased Professional and Technical Services

330 Other Professional Services

38,426.12

390 Other Purchased Professional and Technical Services

45,566.98

**Total Purchased Professional and Technical Services**

**\$83,993.10**

500 Other Purchased Services

530 Communications

25,542.26

549 Other Advertising/Public Relations

15,163.00

**Total Other Purchased Services**

**\$40,705.26**

600 Supplies

610 General Supplies

11,460.58

**Total Supplies**

**\$11,460.58**

**Total 2860 Management Services**

**\$136,158.94**

LEA : 116191103 Berwick Area SD

Printed 10/31/2018 4:41:49 PM

General Fund (10)

2900 Other Support Services

Elementary

Secondary

Federal

Total

600 Supplies

630 Food

10,011.14

**Total Supplies**

**\$10,011.14**

**Total 2900 Other Support Services**

**\$10,011.14**

LEA : 116191103 Berwick Area SD

Printed 10/31/2018 4:41:49 PM

General Fund (10)

2910 Support Services Not Listed Elsewhere In the 2000 Series

Elementary

Secondary

Federal

Total

600 Supplies

630 Food

10,011.14

**Total Supplies**

**\$10,011.14**

**Total 2910 Support Services Not Listed Elsewhere In the 2000 Series**

**\$10,011.14**

**General Fund (10)**

**3000 Operation of Non-Instructional Services**

**Total**

**100 Personnel Services – Salaries**

100 Personnel Services – Salaries 339,529.90

**Total Personnel Services – Salaries \$339,529.90**

**200 Personnel Services – Employee Benefits**

210 Group Insurance – Contracted Provider 267.12

220 Social Security Contributions 26,511.31

230 PSERS Retirement Contributions 109,449.10

250 Unemployment Compensation 622.90

260 Workers' Compensation 2,664.28

299 All Other Employee Benefits 5,450.00

**Total Personnel Services – Employee Benefits \$144,964.71**

**300 Purchased Professional and Technical Services**

330 Other Professional Services 48,493.50

350 Security / Safety Services 6,292.50

390 Other Purchased Professional and Technical Services 120,064.08

**Total Purchased Professional and Technical Services \$174,850.08**

**400 Purchased Property Services**

410 Cleaning Services 14,350.08

430 Repairs and Maintenance Services 2,304.50

440 Rentals 4,374.00

**Total Purchased Property Services \$21,028.58**

**500 Other Purchased Services**

510 Student Transportation Services 13,396.81

530 Communications 849.96

550 Printing and Binding 1,500.00

580 Travel 78,460.79

**Total Other Purchased Services \$94,207.56**

**600 Supplies**

610 General Supplies 121,953.00

640 Books and Periodicals 47.90

**Total Supplies \$122,000.90**

**800 Other Objects**

810 Dues and Fees 12,287.00

890 Miscellaneous Expenditures 25,000.00

**Total Other Objects \$37,287.00**

**Total 3000 Operation of Non-Instructional Services**

**\$933,868.73**

General Fund (10)

3200 Student Activities

Elementary

Secondary

Federal

Total

100 Personnel Services – Salaries

100 Personnel Services – Salaries

339,529.90

**Total Personnel Services – Salaries**

**\$339,529.90**

200 Personnel Services – Employee Benefits

210 Group Insurance – Contracted Provider

267.12

220 Social Security Contributions

26,511.31

230 PSERS Retirement Contributions

109,449.10

250 Unemployment Compensation

622.90

260 Workers' Compensation

2,664.28

299 All Other Employee Benefits

5,450.00

**Total Personnel Services – Employee Benefits**

**\$144,964.71**

300 Purchased Professional and Technical Services

330 Other Professional Services

48,493.50

350 Security / Safety Services

6,292.50

390 Other Purchased Professional and Technical Services

117,542.75

**Total Purchased Professional and Technical Services**

**\$172,328.75**

400 Purchased Property Services

410 Cleaning Services

14,350.08

430 Repairs and Maintenance Services

2,304.50

440 Rentals

4,374.00

**Total Purchased Property Services**

**\$21,028.58**

500 Other Purchased Services

510 Student Transportation Services

13,396.81

530 Communications

849.96

550 Printing and Binding

1,500.00

580 Travel

78,460.79

**Total Other Purchased Services**

**\$94,207.56**

600 Supplies

610 General Supplies

113,100.11

640 Books and Periodicals

47.90

**Total Supplies**

**\$113,148.01**

800 Other Objects

810 Dues and Fees

12,287.00

**Total Other Objects**

**\$12,287.00**

**Total 3200 Student Activities**

**\$897,494.51**

LEA : 116191103 Berwick Area SD

Printed 10/31/2018 4:41:51 PM

General Fund (10)

3300 Community Services

Elementary

Secondary

Federal

Total

300 Purchased Professional and Technical Services

390 Other Purchased Professional and Technical Services

1,103.81

2,521.33

**Total Purchased Professional and Technical Services**

**\$1,103.81**

**\$2,521.33**

600 Supplies

610 General Supplies

8,852.89

8,852.89

**Total Supplies**

**\$8,852.89**

**\$8,852.89**

**Total 3300 Community Services**

**\$9,956.70**

**\$11,374.22**

LEA : 116191103 Berwick Area SD

Printed 10/31/2018 4:41:51 PM

General Fund (10)

3400 Scholarships and Awards

Elementary

Secondary

Federal

Total

800 Other Objects

890 Miscellaneous Expenditures

25,000.00

**Total Other Objects**

**\$25,000.00**

**Total 3400 Scholarships and Awards**

**\$25,000.00**



**General Fund (10)**

**4000 Facilities Acquisition, Construction and Improvement Services**

**Total**

**300 Purchased Professional and Technical Services**

330 Other Professional Services	155,016.08
390 Other Purchased Professional and Technical Services	588,319.00

<b>Total Purchased Professional and Technical Services</b>	<b>\$743,335.08</b>
--	---------------------

**400 Purchased Property Services**

450 Construction Services	469,836.05
490 Other Purchased Property Services	252,281.22

<b>Total Purchased Property Services</b>	<b>\$722,117.27</b>
--	---------------------

**700 Property**

752 Capital Equipment – Original and Additional	8,375.00
762 Capitalized Equipment - Replacement	36,654.00

<b>Total Property</b>	<b>\$45,029.00</b>
-----------------------	--------------------

<b>Total 4000 Facilities Acquisition, Construction and Improvement Services</b>	<b>\$1,510,481.35</b>
---	-----------------------

LEA : 116191103 Berwick Area SD

Printed 10/31/2018 4:41:52 PM

General Fund (10)

	<u>Elementary</u>	<u>Secondary</u>	<u>Federal</u>	<u>Total</u>
<b>4100 Site Acquisition Services – Original and Additional</b>				
<b>300 <u>Purchased Professional and Technical Services</u></b>				
330 Other Professional Services				35,753.03
<b>Total Purchased Professional and Technical Services</b>				<b>\$35,753.03</b>
<b>Total 4100 Site Acquisition Services – Original and Additional</b>				<b>\$35,753.03</b>

LEA : 116191103 Berwick Area SD

Printed 10/31/2018 4:41:52 PM

General Fund (10)

	<u>Elementary</u>	<u>Secondary</u>	<u>Federal</u>	<u>Total</u>
<b>4200 Existing Site Improvement Services</b>				
<b>300 <u>Purchased Professional and Technical Services</u></b>				
390 Other Purchased Professional and Technical Services				18,815.00
<b>Total Purchased Professional and Technical Services</b>				<b>\$18,815.00</b>
<b>400 <u>Purchased Property Services</u></b>				
490 Other Purchased Property Services				252,281.22
<b>Total Purchased Property Services</b>				<b>\$252,281.22</b>
<b>Total 4200 Existing Site Improvement Services</b>				<b>\$271,096.22</b>

LEA : 116191103 Berwick Area SD

Printed 10/31/2018 4:41:52 PM

General Fund (10)

4300 Architecture and Engineering Services / Educational Specifications Development – Original and Additional

Elementary

Secondary

Federal

Total

300 Purchased Professional and Technical Services

330 Other Professional Services

113,481.11

**Total Purchased Professional and Technical Services**

**\$113,481.11**

**Total 4300 Architecture and Engineering Services / Educational Specifications Development – Original and Additional**

**\$113,481.11**

General Fund (10)

	<u>Elementary</u>	<u>Secondary</u>	<u>Federal</u>	<u>Total</u>
<b>4500 Building Acquisition and Construction Services – Original and Additional</b>				
<b>300 <u>Purchased Professional and Technical Services</u></b>				
330 Other Professional Services				5,781.94
<b>Total Purchased Professional and Technical Services</b>				<b>\$5,781.94</b>
<b>400 <u>Purchased Property Services</u></b>				
450 Construction Services				469,836.05
<b>Total Purchased Property Services</b>				<b>\$469,836.05</b>
<b>Total 4500 Building Acquisition and Construction Services – Original and Additional</b>				<b>\$475,617.99</b>

LEA : 116191103 Berwick Area SD

Printed 10/31/2018 4:41:52 PM

General Fund (10)

	<u>Elementary</u>	<u>Secondary</u>	<u>Federal</u>	<u>Total</u>
<b>4600 Existing Building Improvement Services</b>				
<b>300 <u>Purchased Professional and Technical Services</u></b>				
390 Other Purchased Professional and Technical Services				569,504.00
<b>Total Purchased Professional and Technical Services</b>				<b>\$569,504.00</b>
<b>700 <u>Property</u></b>				
752 Capital Equipment – Original and Additional				8,375.00
762 Capitalized Equipment - Replacement				36,654.00
<b>Total Property</b>				<b>\$45,029.00</b>
<b>Total 4600 Existing Building Improvement Services</b>				<b>\$614,533.00</b>

**General Fund (10)**

**5000 Other Expenditures and Financing Uses**

**Total**

**800 Other Objects**

830 Interest	383,840.74
880 Refunds of Prior Years' Receipts	12.00

<b>Total Other Objects</b>	<b>\$383,852.74</b>
----------------------------	---------------------

**900 Other Uses of Funds**

910 Redemption of Principal	511,171.50
920 Authority Obligations	69,242.40

<b>Total Other Uses of Funds</b>	<b>\$580,413.90</b>
----------------------------------	---------------------

<b>Total 5000 Other Expenditures and Financing Uses</b>	<b>\$964,266.64</b>
---	---------------------

General Fund (10)

5100 Debt Service / Other Expenditures and Financing Uses	<u>Elementary</u>	<u>Secondary</u>	<u>Federal</u>	<u>Total</u>
<b>800 Other Objects</b>				
830 Interest				383,840.74
880 Refunds of Prior Years' Receipts				12.00
<b>Total Other Objects</b>				<b>\$383,852.74</b>
<b>900 Other Uses of Funds</b>				
910 Redemption of Principal				511,171.50
920 Authority Obligations				69,242.40
<b>Total Other Uses of Funds</b>				<b>\$580,413.90</b>
<b>Total 5100 Debt Service / Other Expenditures and Financing Uses</b>				<b>\$964,266.64</b>



General Fund (10)

	<u>Elementary</u>	<u>Secondary</u>	<u>Federal</u>	<u>Total</u>
<b>5110 Debt Service</b>				
<b>800 Other Objects</b>				
830 Interest				383,840.74
<b>Total Other Objects</b>				<b>\$383,840.74</b>
<b>900 Other Uses of Funds</b>				
910 Redemption of Principal				511,171.50
920 Authority Obligations				69,242.40
<b>Total Other Uses of Funds</b>				<b>\$580,413.90</b>
<b>Total 5110 Debt Service</b>				<b>\$964,254.64</b>

LEA : 116191103 Berwick Area SD

Printed 10/31/2018 4:41:54 PM

General Fund (10)

	<u>Elementary</u>	<u>Secondary</u>	<u>Federal</u>	<u>Total</u>
5130 Refund of Prior Year Revenues / Receipts				
800 <u>Other Objects</u>				
880 Refunds of Prior Years' Receipts				12.00
<b>Total Other Objects</b>				<b>\$12.00</b>
<b>Total 5130 Refund of Prior Year Revenues / Receipts</b>				<b>\$12.00</b>

LEA : 116191103 Berwick Area SD

Printed 10/31/2018 4:41:55 PM

**Other Capital Projects Fund (39)**

**5000 Other Expenditures and Financing Uses**

**Total**

**900 Other Uses of Funds**

930 Fund Transfers

187,685.09

**Total Other Uses of Funds**

**\$187,685.09**

**Total 5000 Other Expenditures and Financing Uses**

**\$187,685.09**

LEA : 116191103 Berwick Area SD

Printed 10/31/2018 4:41:55 PM

Other Capital Projects Fund (39)

5200 Interfund Transfers – Out

Elementary

Secondary

Federal

Total

900 Other Uses of Funds

930 Fund Transfers

187,685.09

**Total Other Uses of Funds**

**\$187,685.09**

**Total 5200 Interfund Transfers – Out**

**\$187,685.09**

LEA : 116191103 Berwick Area SD

Printed 10/31/2018 4:41:55 PM

Other Capital Projects Fund (39)

5210 General Fund Transfers

Elementary

Secondary

Federal

Total

900 Other Uses of Funds

930 Fund Transfers

187,685.09

**Total Other Uses of Funds**

**\$187,685.09**

**Total 5210 General Fund Transfers**

**\$187,685.09**

	<u>General Fund(10)</u>	<u>Public Purpose Trust(27)</u>	<u>Other Compt Approved (28)</u>	<u>Athletic / Activity(29)</u>	<u>Capital Reserve (690. 1850)(31)</u>
<b>1000 Instruction</b>					
1100 Regular Programs - Elementary / Secondary	19,617,450.26				
1200 Special Programs - Elementary / Secondary	7,058,835.82				
1300 Vocational Education	2,728,532.22				
1400 Other Instructional Programs - Elementary / Secondary	10,115.64				
1500 Nonpublic School Programs	8,952.00				
1700 Higher Education Programs for Secondary Students	51,973.29				
<b>Total Instruction</b>	<b>\$29,475,859.23</b>				
<b>2000 Support Services</b>					
2100 Support Services - Students	1,881,318.04				
2200 Support Services - Instructional Staff	1,137,281.91				
2300 Support Services - Administration	1,914,974.62				
2400 Support Services - Pupil Health	596,925.09				
2500 Support Services - Business	533,955.34				
2600 Operation and Maintenance of Plant Services	3,757,499.53				
2700 Student Transportation Services	1,722,627.11				
2800 Support Services - Central	1,584,852.15				
2900 Other Support Services	10,011.14				
<b>Total Support Services</b>	<b>\$13,139,444.93</b>				
<b>3000 Operation of Non-Instructional Services</b>					
3200 Student Activities	897,494.51				
3300 Community Services	11,374.22				
3400 Scholarships and Awards	25,000.00				
<b>Total Operation of Non-Instructional Services</b>	<b>\$933,868.73</b>				
<b>4000 Facilities Acquisition, Construction and Improvement Services</b>					
4100 Site Acquisition Services - Original and Additional	35,753.03				
4200 Existing Site Improvement Services	271,096.22				
4300 Architecture and Engineering Services / Educational Specifications Development - Original and Additional	113,481.11				
4500 Building Acquisition and Construction Services - Original and Additional	475,617.99				
4600 Existing Building Improvement Services	614,533.00				
<b>Total Facilities Acquisition, Construction and Improvement Services</b>	<b>\$1,510,481.35</b>				
<b>5000 Other Expenditures and Financing Uses</b>					
5100 Debt Service / Other Expenditures and Financing Uses	964,266.64				
5200 Interfund Transfers - Out					

	<u>Capital Reserve (1431)(32)</u>	<u>Other Capital Projects Fund(39)</u>	<u>Debt Service(40)</u>	<u>Permanent(90)</u>	<u>Total</u>
<b>1000 Instruction</b>					
1100 Regular Programs - Elementary / Secondary					19,617,450.26
1200 Special Programs - Elementary / Secondary					7,058,835.82
1300 Vocational Education					2,728,532.22
1400 Other Instructional Programs - Elementary / Secondary					10,115.64
1500 Nonpublic School Programs					8,952.00
1700 Higher Education Programs for Secondary Students					51,973.29
<b>Total Instruction</b>					<b>\$29,475,859.23</b>
<b>2000 Support Services</b>					
2100 Support Services - Students					1,881,318.04
2200 Support Services - Instructional Staff					1,137,281.91
2300 Support Services - Administration					1,914,974.62
2400 Support Services - Pupil Health					596,925.09
2500 Support Services - Business					533,955.34
2600 Operation and Maintenance of Plant Services					3,757,499.53
2700 Student Transportation Services					1,722,627.11
2800 Support Services - Central					1,584,852.15
2900 Other Support Services					10,011.14
<b>Total Support Services</b>					<b>\$13,139,444.93</b>
<b>3000 Operation of Non-Instructional Services</b>					
3200 Student Activities					897,494.51
3300 Community Services					11,374.22
3400 Scholarships and Awards					25,000.00
<b>Total Operation of Non-Instructional Services</b>					<b>\$933,868.73</b>
<b>4000 Facilities Acquisition, Construction and Improvement Services</b>					
4100 Site Acquisition Services - Original and Additional					35,753.03
4200 Existing Site Improvement Services					271,096.22
4300 Architecture and Engineering Services / Educational Specifications Development - Original and Additional					113,481.11
4500 Building Acquisition and Construction Services - Original and Additional					475,617.99
4600 Existing Building Improvement Services					614,533.00
<b>Total Facilities Acquisition, Construction and Improvement Services</b>					<b>\$1,510,481.35</b>
<b>5000 Other Expenditures and Financing Uses</b>					
5100 Debt Service / Other Expenditures and Financing Uses					964,266.64
5200 Interfund Transfers - Out			187,685.09		187,685.09

	<u>General Fund(10)</u>	<u>Public Purpose Trust(27)</u>	<u>Other Compt Approved (28)</u>	<u>Athletic / Activity(29)</u>	<u>Capital Reserve (690. 1850)(31)</u>
<b>Total Other Expenditures and Financing Uses</b>	\$964,266.64				
<b>TOTAL ACTUAL EXPENDITURES &amp; OTHER FINANCING USES</b>	\$46,023,920.88				



	<u>Capital Reserve (1431)(32)</u>	<u>Other Capital Projects Fund(39)</u>	<u>Debt Service(40)</u>	<u>Permanent(90)</u>	<u>Total</u>
Total Other Expenditures and Financing Uses		\$187,685.09			\$1,151,951.73
<b>TOTAL ACTUAL EXPENDITURES &amp; OTHER FINANCING USES</b>		<b>\$187,685.09</b>			<b>\$46,211,605.97</b>

LEA : 116191103 Berwick Area SD

Printed 10/31/2018 4:42:02 PM

**PSERS Salary Data (Salary Data should relate to the General Fund only)**

<b>Amount Description</b>	<b>Amount</b>
Total Salary Base for salaries subject to PSERS withholding	20,536,290.24
Total Federally Funded salaries subject to PSERS withholding	1,142,737.42
	<hr/>

**Title I Expenditure Data**

<b>Amount Description</b>	<b>Amount</b>
Expenditures Funded with Current Title I Funds	36,729.81
Expenditures Funded with Carry over Title I Funds	86,431.75
	<hr/>
<b>Total Title I Expenditure Data</b>	<b>\$123,161.56</b>
	<hr/>

**Benefits for Staff Relative to Collective Bargaining Agreements**

	<b>OBJECT</b>	<b>COVERED</b>	<b>NOT COVERED</b>	<b>TOTAL</b>
<b>10 General Fund</b>	<b>No Self Insurance data to report</b>			
	211 Medical Insurance	4,878,772.00	168,628.02	5,047,400.02
	212 Dental Insurance	156,020.13		156,020.13
	215 Eye Care Insurance	34,777.24		34,777.24
	216 Prescription Insurance			
	271 Self-Insurance Medical Benefits			
	272 Self-Insurance Dental Benefits			
	275 Self-Insurance Eye Care Benefits			
	276 Self-Insurance Prescription Benefits			
	<b>FUND TOTAL</b>	<b>\$5,069,569.37</b>	<b>\$168,628.02</b>	<b>\$5,238,197.39</b>
<b>50 Enterprise Fund</b>	<b>No Self Insurance data to report</b>			
	211 Medical Insurance	89,742.00	1,040.40	90,782.40
	212 Dental Insurance	3,043.26		3,043.26
	215 Eye Care Insurance	678.48		678.48
	216 Prescription Insurance			
	271 Self-Insurance Medical Benefits			
	272 Self-Insurance Dental Benefits			
	275 Self-Insurance Eye Care Benefits			
	276 Self-Insurance Prescription Benefits			
	<b>FUND TOTAL</b>	<b>\$93,463.74</b>	<b>\$1,040.40</b>	<b>\$94,504.14</b>
<b>60 Internal Service Fund</b>	<b>No Self Insurance data to report</b>			
	211 Medical Insurance			
	212 Dental Insurance			
	215 Eye Care Insurance			
	216 Prescription Insurance			
	271 Self-Insurance Medical Benefits			
	272 Self-Insurance Dental Benefits			
	275 Self-Insurance Eye Care Benefits			
	276 Self-Insurance Prescription Benefits			
	<b>FUND TOTAL</b>			
<b>Total of All Funds</b>		<b>\$5,163,033.11</b>	<b>\$169,668.42</b>	<b>\$5,332,701.53</b>

LEA : 116191103 Berwick Area SD

Printed 10/31/2018 4:42:04 PM

Function	Special Education (Prior Year)	Nonspecial Education (Prior Year)	Total (Prior Year)	Special Education (Current Year)	Nonspecial Education (Current Year)	Total (Current Year)
2120 Guidance Services	208,874.66	805,572.47	1,014,447.13	222,780.73	906,366.43	1,129,147.16
2140 Psychological Services	43,457.75	167,604.66	211,062.41	27,102.70	110,265.27	137,367.97
2150 Speech Pathology and Audiology Services						
2160 Social Work Services	8,020.83	30,934.17	38,955.00	5,675.10	23,088.71	28,763.81
2260 Instruction and Curriculum Development Services	10,280.69	38,657.29	48,937.98	104,886.25	426,721.70	531,607.95
2350 Legal and Accounting Services	3,519.07	13,572.09	17,091.16	2,464.77	10,027.73	12,492.50
2420 Medical Services	116,263.54	448,396.66	564,660.20	117,773.32	479,151.77	596,925.09
2440 Nursing Services						
2700 Student Transportation Services	323,138.72	1,246,257.67	1,569,396.39	358,261.70	1,297,576.46	1,655,838.16
<b>Total</b>	<b>\$713,555.26</b>	<b>\$2,750,995.01</b>	<b>\$3,464,550.27</b>	<b>\$838,944.57</b>	<b>\$3,253,198.07</b>	<b>\$4,092,142.64</b>

(PRINCIPAL AMOUNTS ONLY)

**GOVERNMENTAL FUNDS/ ACTIVITIES**

	Short-Term Borrowing	General Obligation Bonds/Notes	Authority Building Obligations	Other Long-Term Debt	Other Post-Employment Benefits (OPEB)	Compensated Absences	Net Pension Liability	Total
1. Debt at Beginning of Fiscal Year		18,084,549.00	364,344.00		3,342,306.00	5,186,911.85	76,753,323.00	103,731,433.85
2. Additional Debt Incurred During Year								
3. Retirements and Repayments		511,171.50	69,242.00		360,688.00	660,803.17	4,470,141.00	6,072,045.67
4. Debt at End of Fiscal Year		17,573,377.50	295,102.00		2,981,618.00	4,526,108.68	72,283,182.00	97,659,388.18
5. Accreted Interest at End Of Fiscal Year								
6. Total Debt and Accreted Interest		17,573,377.50	295,102.00		2,981,618.00	4,526,108.68	72,283,182.00	97,659,388.18
7. Current Portion P&I - Due within 1 year		1,094,776.00	77,467.00					1,172,243.00
8. Interest Paid during current fiscal year		377,060.00	6,781.00					383,841.00

(PRINCIPAL AMOUNTS ONLY)

**PROPRIETARY FUNDS**

	Short-Term Borrowing	General Obligation Bonds/Notes	Authority Building Obligations	Other Long-Term Debt	Other Post-Employment Benefits (OPEB)	Compensated Absences	Net Pension Liability	Total
1. Debt at Beginning of Fiscal Year					30,694.00	35,887.20	852,677.00	919,258.20
2. Additional Debt Incurred During Year								
3. Retirements and Repayments					3,312.00	30,050.20	188,859.00	222,221.20
4. Debt at End of Fiscal Year					27,382.00	5,837.00	663,818.00	697,037.00
5. Accreted Interest at End Of Fiscal Year								
6. Total Debt and Accreted Interest					27,382.00	5,837.00	663,818.00	697,037.00
7. Current Portion P&I - Due within 1 year								
8. Interest Paid during current fiscal year								

**Total Principal and Interest Payments Made by Your School - All Funds**

Function	Fund		Principal (910)	Principal (920)	Interest (830)	Total (Principal +Interest)	Misc Other Uses (990)
5110	10	General Fund	511,171.50	69,242.40	383,840.74	964,254.64	
5110	20	Special Revenue Funds					
5110	30	Capital Projects Funds					
5110	40	Debt Service Fund					
5110	90	Permanent Fund					
5120	10	General Fund					
5120	20	Special Revenue Funds					
5120	30	Capital Projects Funds					
5120	40	Debt Service Fund					

<b>Total Debt Payments - Governmental Funds</b>			<b>\$511,171.50</b>	<b>\$69,242.40</b>	<b>\$383,840.74</b>	<b>\$964,254.64</b>	
---	--	--	---------------------	--------------------	---------------------	---------------------	--

Function	Fund		Principal (910)	Principal (920)	Interest (830)	Total (Principal +Interest)
5110	50	Enterprise Fund				
5110	60	Internal Service Fund				
5120	50	Enterprise Fund				
5120	60	Internal Service Fund				

<b>Total Debt Payments - Proprietary Funds</b>						
--	--	--	--	--	--	--

**Debt Details**  
**Governmental Funds/ Activities**

Debt Category	Debt Issue Date (MM/YYYY)	Principal Amounts Only			Debt at End of Fiscal Year	Current Portion Due Within One Year (Principal and Interest)	Interest Paid During Fiscal Year
		Debt at Beginning of Fiscal Year	Additions	Reductions / Repayments			
General Obligation Bonds/Notes – CIB	01/2016	9,217,172.00		214,994.00	9,002,178.00	427,493.00	217,086.00
General Obligation Bonds/Notes – CIB	11/2015	8,867,377.00		296,177.50	8,571,199.50	667,283.00	159,974.00
Authority Building Obligations – CIB	11/2014	364,344.00		69,242.00	295,102.00	77,467.00	6,781.00
Compensated Absences		5,186,911.85		660,803.17	4,526,108.68		
Other Post-Employment Benefits (OPEB)		3,342,306.00		360,688.00	2,981,618.00		
Net Pension Liability		76,753,323.00		4,470,141.00	72,283,182.00		
<b>Totals for Debt Entered:</b>		<b>\$103,731,433.85</b>		<b>\$6,072,045.67</b>	<b>\$97,659,388.18</b>	<b>\$1,172,243.00</b>	<b>\$383,841.00</b>

**Bond Details**  
**Proprietary Funds**

Debt Category	Debt Issue Date (MM/YYYY)	Principal Amounts Only			Debt at End of Fiscal Year	Current Portion Due Within One Year (Principal and Interest)	Interest Paid During Fiscal Year
		Debt at Beginning of Fiscal Year	Additions	Reductions / Repayments			
Compensated Absences		35,887.20		30,050.20	5,837.00		
Other Post-Employment Benefits (OPEB)		30,694.00		3,312.00	27,382.00		
Net Pension Liability		852,677.00		188,859.00	663,818.00		
<b>Totals for Debt Entered:</b>		<b>\$919,258.20</b>		<b>\$222,221.20</b>	<b>\$697,037.00</b>		

**General Fund (10)**

**Section 1: Tuition/Purchased Services as Reported within Expenditure Detail**

	<b>Amount</b>
Tuition Reported in General Fund Expenditures 1000-560	3,127,870.73
Purchased Services in General Fund Expenditures 1000-594 and 1000-597	

<b>Section 1 Total</b>	<b>\$3,127,870.73</b>
------------------------	-----------------------

**Section 2: Tuition Paid to Institution Types During Fiscal Year**

	<b>Tuition Paid For Nonspecial Education</b>	<b>Tuition Paid For Special Education</b>	<b>Total</b>
1 1306 Institutions	6,600.60		6,600.60
2 Institutionalized Children's Programs			
3 Juveniles Incarcerated in Adult Facilities			
4 Residential Treatment Facilities			
5 Other Local Education Agencies	60,611.91	35,869.12	96,481.03
6 Brick and Mortar Charter Schools			
7 Cyber Charter Schools	474,582.97	178,472.55	653,055.52
8 Career and Technology Centers	1,494,327.00	271,965.00	1,766,292.00
9 Approved Private Schools	3,298.81	392,584.58	395,883.39
10 PA Chartered Schools for the Deaf and Blind			
11 Private Residential Rehabilitative Institutions	86,983.78	108,200.54	195,184.32
12 Juvenile Detention Centers			
13 Special Program Jointures			
14 Other Tuition Not Included Elsewhere In This Section	14,373.87		14,373.87

<b>Section 2 Total</b>	<b>\$2,140,778.94</b>	<b>\$987,091.79</b>	<b>\$3,127,870.73</b>
------------------------	-----------------------	---------------------	-----------------------